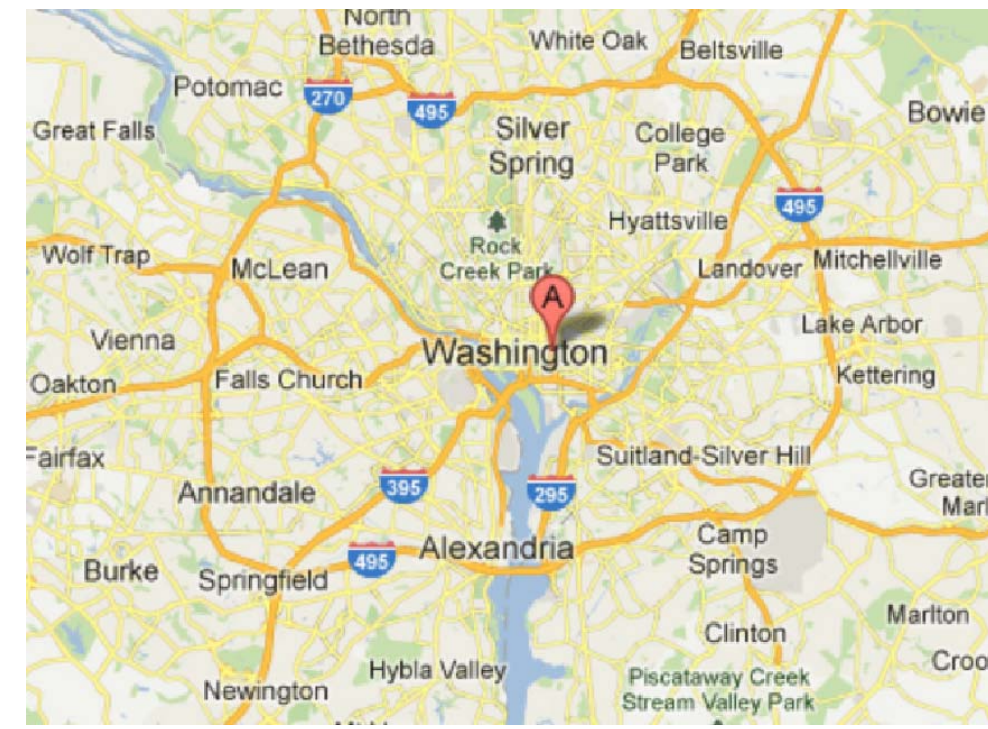
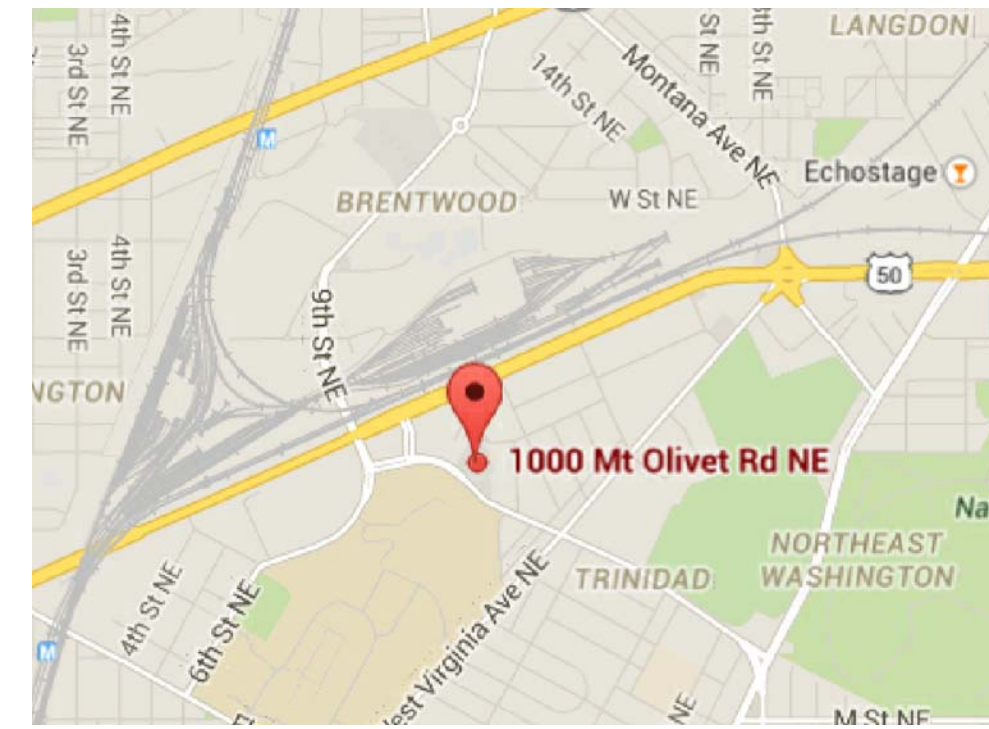


VICINITY MAP



LOCATION MAP



LIST OF DRAWINGS

- CS-01 COVER SHEET & LIST OF DRAWINGS
 - G-01 ABBREVIATIONS & SYMBOLS
 - G-02 GENERAL NOTES
-
- ARCHITECTURAL**
- AE-01 EXISTING FLOOR PLAN & SCOPE OF WORK
 - AE-02 EXISTING FLOOR PLAN & SCOPE OF WORK
 - AD-01 DEMOLITION PLANS & SECTION
 - A01-01 GYMNASIUM FLOOR PLAN
 - A01-02 GYMNASIUM ENLARGED PLANS & ELEVATION
 - A01-03 ENLARGED ACOUSTICAL PANEL DETAILS
 - A02-01 COLOR SCHEME ELEVATIONS
 - A02-02 COLOR & GRAPHICS SCHEME ELEVATIONS
 - A02-03 COLOR & GRAPHICS SCHEME ELEVATIONS
 - A02-04 COLOR & GRAPHICS SCHEME ELEVATIONS
 - A02-05 COLOR & GRAPHICS SCHEME ELEVATIONS
 - A02-06 BUILDING SECTIONS
 - A04-01 FLOOR PATTERN COLOR SCHEMES POD 1, 2, 3, & 4
 - A04-02 FLOOR PATTERN COLOR & GRAPHICS SCHEMES FOR PODS
-
- STRUCTURE**
- S-1 STRUCTURAL NOTES
 - S-2 FLOOR PLAN & SECTION
 - S-3 SECTIONS & DETAILS
-
- ELECTRICAL**
- E001 ELECTRICAL COVER SHEET
 - E101 GYMNASIUM ELECTRICAL PLAN
-
- ACOUSTICS & AUDIO VISUAL**
- AX101 GYMNASIUM FLOOR PLAN
 - AX501 DETAILS
 - TA000 COVER SHEET
 - TA001 NOTES
 - TA101 GYMNASIUM FLOOR PLAN
 - TA002 NOTES
 - TA501 DETAILS

YOUTH SERVICES CENTER GYMNASIUM RENOVATION

1000 MOUNT OLIVET ROAD, NE
WASHINGTON, DC 20002

CONSTRUCTION DOCUMENTS

OCTOBER 12, 2015

PROJECT TEAM

OWNER



DEPARTMENT OF GENERAL SERVICES (DGS)
1250 U STREET, NW, 4TH FLOOR
WASHINGTON, DC 20009

ARCHITECT



LANCE BAILEY & ASSOCIATES, INC.

7600 GEORGIA AVENUE, NW, STE # 308
WASHINGTON, DC 20012
T: (301) 565-2283 F: (301) 565-2287
www.lancebailey.com

STRUCTURAL ENGINEER



CONSULTING STRUCTURAL ENGINEER

6239 EXECUTIVE BULEVARD
NORTH BETHESDA, MD 20852-3906
T: 301-816-0648 F: 301-816-0649
www.mevengineers.com

MECHANICAL, ELECTRICAL, PLUMBING



GLOBAL ENGINEERING SOLUTION

5225 WISCONSIN AVENUE, NW, SUITE 300
WASHINGTON, DC 20015
T: (202) 495-7746 F: (202) 495-7747

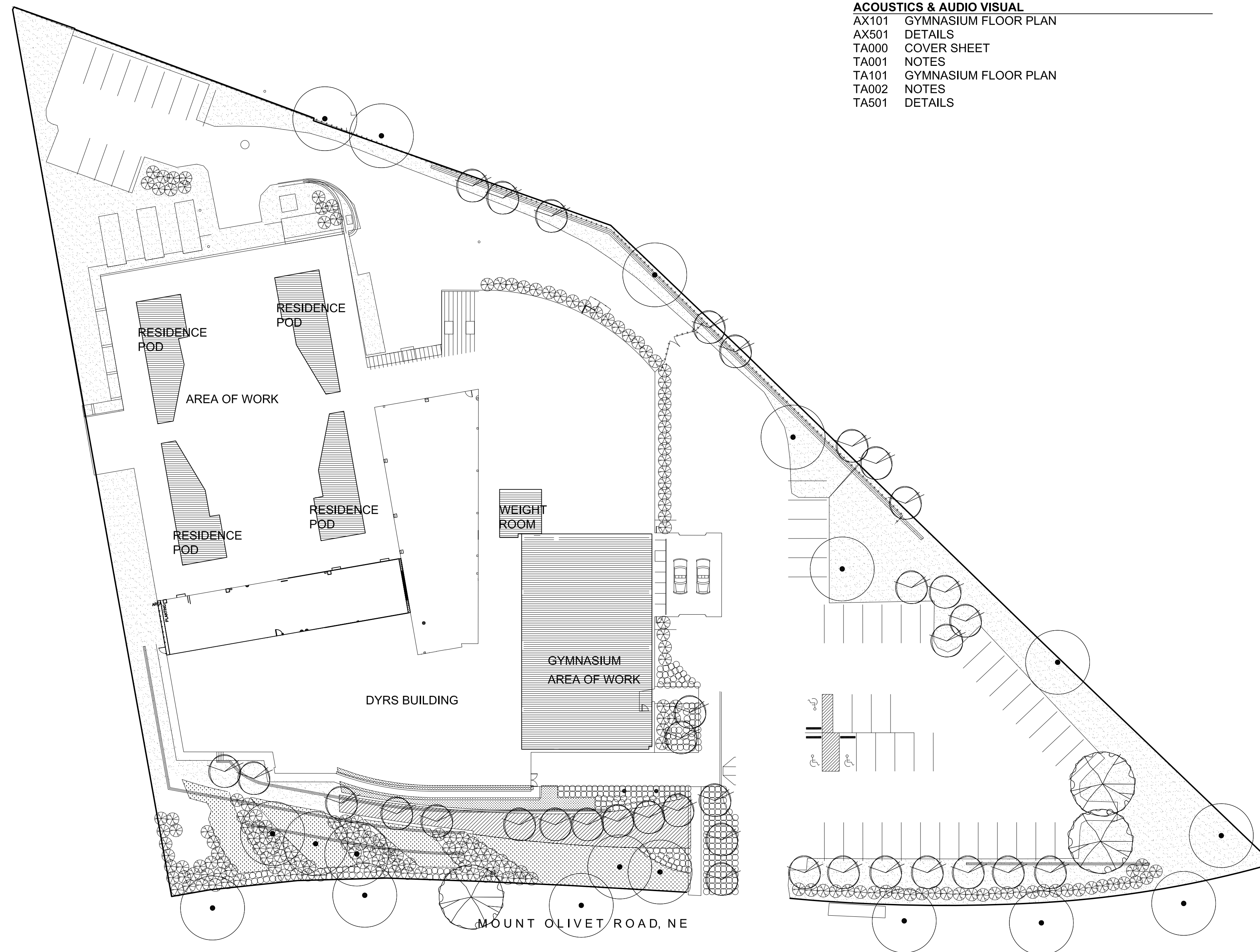
CIVIL ENGINEERING



10 G STREET, NE, SUITE # 430
WASHINGTON, DC 20002
T: (202) 289-4546 F: (202) 289-5051

ACOUSTICAL CONSULTANT

POLYSONICS
405 BELLE AIR LANE
WARRENTON, VA 20186
T: (540) 341-4888 F: (540) 341-0909



SITE PLAN
SCALE: 1/32"=1'-0"
1
CS-01 CS-01

SHEET TITLE

COVER SHEET &
LIST OF DRAWINGS

PROJECT NO

1310

SUBMISSION DATE

DATE OF ORIGIN: MAY 30, 2015

SHEET NO

CS-01

GENERAL NOTES

THE FOLLOWING NOTES ARE APPLICABLE FOR THIS PROJECT. PROJECT COMPRISES OF IMPROVEMENTS AT THE GYMNASIUM AND RESIDENTIAL PODS IN THE EXISTING FACILITY. PROJECT CONSISTS OF CIVIL, LANDSCAPING, STRUCTURAL, ARCHITECTURAL, ELECTRICAL, AND ACOUSTICAL TECHNOLOGY WORK ONLY.

1. SITE VERIFY ALL EXISTING DIMENSIONS AND CONDITIONS INDICATED ON EXISTING CONDITIONS DRAWINGS, PRIOR TO FABRICATION AND/OR INSTALLATION OF THE NEW WORK UNDER THIS CONTRACT.
2. ABBREVIATIONS THROUGHOUT THE CONTRACT DOCUMENTS ARE TO BE READ SIMILARLY WITH OR WITHOUT PERIODS OR APOSTROPHES WITHIN THE ABBREVIATION.
3. ALL WORK SHALL BE PERFORMED IN STRICT ACCORDANCE WITH LOCAL AND NATIONAL CODES AND STANDARDS. ANY ITEMS REVISED IN THE CONTRACT DUCUMENTS THAT CONFLICT WITH CODES ARE TO BE NOTED PRIOR TO BIDS.
4. ITEMS AND CONDITIONS NOTED OR DETAILED ARE APPLICABLE AND BINDING TO SIMILAR CONDITIONS ON ALL DRAWINGS. FOR CONDITIONS NOT NOTED OR DETAILED, CONTRACTOR SHALL PROVIDE MATERIAL AND LABOR OF EQUAL QUALITY AND PERFORMANCE TO OTHER SIMILAR CONDITIONS ON THE JOB.
5. REFER TO ELECTRICAL DRAWINGS FOR ADDITIONAL NOTES PERTAINING TO THEIR PARTICULAR TRADES AND FIELD CHECK AGAINST ANY CONFLICTS BETWEEN DRAWINGS. GENERAL CONTRACTOR SHALL COORDINATE, WORK OF ALL TRADES & REPORT TO THE ARCHITECT ANY CONFLICTS BETWEEN EXISTING CONDITIONS AND NEW WORK, PRIOR TO THE FABRICATION AND INSTALLATION OF NEW WORK.
6. ANY AREAS OR SPACES NOT CLEARLY DEFINED OR INDICATED BY NOTES SHALL BE REVIEWED WITH THE ARCHITECT PRIOR TO PROCEEDING WITH ASSUMPTIONS. BIDS ARE TO ACCOMMODATE MOST STRINGENT SCENARIO/OPTION/ASSUMPTION.
7. ELECTRICAL SWITCHES, OUTLETS OR OTHER WALL MOUNTED ACCESSORIES SHALL BE INSTALLED IN LOCATIONS WHICH ARE SHOWN ON DRAWINGS. CONTRACTOR TO COORDINATE LOCATIONS PRIOR TO FABRICATION AND INSTALLATION OF ANY RELATED ITEMS IN CASE OF AMBIGUITY CONSULT WITH THE ARCHITECT.
8. ELECTRICAL SWITCHES, THERMOSTATS, EXPOSED ELECT. ITEMS OR OTHER ELECTRONIC CONTROLS IN THE NEW WORK SHALL BE MOUNTED AT THE SAME HEIGHT FROM FLOOR AS EXISTING IN A UNIFORM ORDERLY FASHION. ALL SUCH ITEMS ARE SHOWN ON DWGS. EXISTING LOCATION OF ALL ITEMS ARE TO BE CONFIRMED WITH ARCHITECT ON SITE PRIOR TO INSTALLATION.
9. ALL COLORS AND FINISH MATERIALS TO BE APPROVED BY THE OWNER AND THE ARCHITECT. BIDS ARE TO ACCOMMODATE SELECTION FROM MANUFACTURER'S FULL RANGE OF COLORS, FINISHES AND FABRICATION.
10. DIMENSIONS FOR ALL WALLS SHOWN ON PLANS ARE NOMINAL. THE CONTRACTOR SHALL USE ACTUAL DIMENSIONS SHOWN ON WALL TYPES SHEET FOR CONSTRUCTION. DO NOT SCALE DRAWINGS.
11. DIMENSIONS AT MASONRY WALLS ARE TO FACE OF WALL, U.O.N.
12. CONTRACTOR SHALL APPLY FOR, PAY FOR, AND OBTAIN ALL NECESSARY PERMITS OTHER THAN THE BUILDING PERMIT.
13. ALL SURFACES EXPOSED TO VIEW MUST BE PRIMED AND PAINTED, UNLESS OTHERWISE NOTED.
14. CONTRACTOR SHALL DISCONNECT AND CAP ALL UTILITIES THAT WILL BE AFFECTED BY WORK UNDER THIS CONTRACT PRIOR TO BEGINNING ANY WORK ON THIS PROJECT. RECONNECT AS REQUIRED FOR FULLY FUNCTIONING SYSTEMS.
15. CONTRACTOR SHALL PROTECT EXISTING BUILDING AND ELEMENTS FROM DAMAGE DURING DEMOLITION AND CONSTRUCTION UNDER THIS CONTRACT. IN CASE OF ANY DAMAGE, CONTRACTOR SHALL CORRECT THE DAMAGE TO THE SATISFACTION OF THE ARCHITECT AND THE OWNER AT NO COST TO THE OWNER.
16. WHERE EXISTING FLOORING IS REPLACED BY NEW FLOORING, CONTRACTOR SHALL REMOVE EXISTING FLOORING, ADHESIVES AND IMPERFECTIONS IN THE EXISTING FLOOR BY GRINDING THE FLOOR SLAB TO AN ABSOLUTELY FLAT SURFACE AND PROVIDING CONCRETE LEVELERS TO ACHIEVE A LEVEL, PLUMB, FLAT FINISHED FLOOR.
17. UNLESS NOTED AS EXISTING OR RELOCATED, ALL CONSTRUCTION IS TO BE ASSUMED NEW AND FURNISHED AND INSTALLED BY THE CONTRACTOR.
18. ALL WORK SHALL BE IN COMPLIANCE WITH ALL APPLICABLE CODES AND GOVERNMENT REGULATIONS INCLUDING BUT NOT LIMITED TO: IBC 2012. WHERE SPECIFIED OR INDICATED REQUIREMENTS OF MORE CURRENT VERSIONS OF CODES, REGULATIONS, ETC. CONFLICT WITH THAT OF THE DC GOVERNMENT, THE MOST STRINGENT OF THE TWO SHALL GOVERN.
19. CONTRACTOR TO BECOME FULLY FAMILIAR WITH CONTRACT DOCUMENTS PRIOR TO BIDDING. ANY ABBREVIATIONS, TYPO'S, LANGUAGE MIS-USES, UNFAMILIAR TEXT, NOTES, WORDINESS, DETAILS, ETC NOT UNDERSTOOD SHOULD BE BROUGHT TO THE CONTRACTING OFFICER'S ATTENTION PRIOR TO BIDDING.
20. DRAWINGS ARE TO PROVIDED FOR DESIGN INTENT. CONTRACTORS BID SHALL INCLUDE VERIFYING EXISTING CONDITIONS AND MAKING NECESSARY ADJUSTMENTS TO THE SATISFACTION OF THE OWNER/ARCHITECT.
21. COORDINATE SITE ACCESS, STAGING, STORING, MATERIALS, WORK HOURS, WITH THE DGS PROJECT MANAGER PRIOR TO BIDDING.

OWNER



DGS (DEPARTMENT OF GENERAL SERVICES)
1250 U STREET, NW,
WASHINGTON, DC 20009

ARCHITECT



LANCE BAILEY & ASSOCIATES
7600 GEORGIA AVENUE, NW
WASHINGTON, DC 20012
T: (301)565-2283 F: (301)565-2287

STRUCTURAL ENGINEER



CONSULTING STRUCTURAL ENGINEER

6239 EXECUTIVE BULEVARD
NORTH BETHESDA, MD 20852-3906
T: 301-816-0648 F: 301-816-0649
www.mgvengineers.com

ELECTRICAL ENGINEER



GLOBAL ENGINEERING SOLUTION
5225 WISCONSIN AVENUE, NW, SUITE 300
WASHINGTON, DC 20015
T: (202) 495-7746 F: (202) 495-7747

CIVIL ENGINEER



10 G STREET, NE, SUITE # 430
WASHINGTON, DC 20002
T: (202) 289-4545 F: (202) 289-5051

ACOUSTICAL CONSULTANT



405 BELLE AIR LANE
WARRENTON, VA 20186
T: (540) 341-4988 F: (540) 341-0909

SUBMISSION SCHEDULE	DATE
NO DESCRIPTION	
REVISION SCHEDULE	DATE
NO DESCRIPTION	

PROJECT:

DYRS GYMNASIUM RENOVATION

1000 MOUNT OLIVET ROAD, NE
WASHINGTON, DC 20002

SHEET TITLE:

GENERAL NOTES

PROJECT NO: 1310

OCTOBER 12, 2015

SCALE: AS NOTED


SHEET NO:

G-02





EXISTING FIRST FLOOR PLAN
 SCALE: 1/16"=1'-0"
 
 1
 AE-01 AE-01

LEGEND GENERAL SCOPE OF WORK


- 
RESIDENCE POD
 1. FLOORING & FLOOR BASE: EXISTING FLOORING TO BE REMOVED AND TO BE PREPARED FOR RUBBER TILES FLOORING.
 2. MISCELLANEOUS: ALL INTERIOR WALLS DOORS & FRAME IN PODS AREA TO BE PAINTED

NOTE
 SEE DRAWINGS AT A04-01, A04-02, FOR DETAILS.

OWNER

DGS
 THE DEPARTMENT OF
 GENERAL SERVICES
DGS (DEPARTMENT OF GENERAL SERVICES)
 1250 U STREET, NW,
 WASHINGTON, DC 20009

ARCHITECT

LANCE BAILEY & ASSOCIATES
 7600 GEORGIA AVENUE, NW
 WASHINGTON, DC 20012
 T: (301)565-2283 F: (301)565-2287

STRUCTURAL ENGINEER

CONSULTING STRUCTURAL ENGINEER
 6239 EXECUTIVE BULEVARD
 NORTH BETHESDA, MD 20852-3906
 T: 301-816-0648 F: 301-816-0649
 www.mgvengineers.com

ELECTRICAL ENGINEER

GLOBAL ENGINEERING SOLUTION
 5225 WISCONSIN AVENUE, NW, SUITE 300
 WASHINGTON, DC 20015
 T: (202) 495-7746 F: (202) 495-7747

CIVIL ENGINEER

AMT
 10 G STREET, NE, SUITE # 430
 WASHINGTON, DC 20002
 T: (202) 289-4545 F: (202) 289-5051

ACOUSTICAL CONSULTANT

POLYSONICS
 405 BELLE AIR LANE
 WARRENTON, VA 20186
 T: (540) 341-4988 F: (540) 341-0909

SUBMISSION SCHEDULE	DATE
NO DESCRIPTION	

REVISION SCHEDULE	DATE
NO DESCRIPTION	

PROJECT: _____

DYRS GYMNASIUM RENOVATION

1000 MOUNT OLIVET ROAD, NE
WASHINGTON, DC 20002

SHEET TITLE:
EXISTING FLOOR PLAN & SCOPE OF WORK

PROJECT NO: 1310

OCTOBER 12, 2015

SCALE: AS NOTED

SHEET NO: _____





EXISTING SECOND FLOOR PLAN
 SCALE: 1/16"=1'-0"


 AE-02 AE-02

LEGEND SCOPE OF WORK

- RESIDENCE POD**
 1. FLOORING FLOOR BASE: EXISTING FLOORING TO BE REMOVED AND TO BE PREPARED FOR RUBBER TILES FLOORING.
- 2. MISCELLANEOUS: ALL INTERIOR WALLS DOORS & FRAME IN POD AREA TO BE PAINTED
- GYMNASIUM**
 1. ACOUSTICAL PANELS: PROVIDE ACOUSTICAL PANELS AT ALL GYMNASIUM WALLS .
 2. STAGE: WALL MOUNTED RETRACTABLE STAGE SHALL BE PROVIDED.
 3. BASKETBALL HOOP: ADDITIONAL 4 BASKETBALL HOOPS SHALL BE PROVIDED AT GYMNASIUM. 2 EXISTING BASKET HOOPS TO BE REPLACED.
 4. DIVIDER CURTAIN: PROVIDE ELECTRICALLY OPERATED SPACE DIVIDER.
 5. WALLS: PAINT ALL EXPOSED GYMNASIUM WALLS, DOORS & FRAMES.
 6. LIGHTING: PROVIDE LIGHTING FOR THE STAGE. PROVIDE LED STRIP LIGHTS AT SPECIFIC NEW ACOUSTICAL PANEL LOCATIONS. THEY ARE TO BE CONTROLLED BY DYRS WITH THE ABILITY TO CHANGE LIGHTING COLORS. CEILING FIXTURES WILL REMAIN BUT LIGHT BULBS WILL BE REPLACED WITH ENERGY EFFICIENT LED BULBS.
- 7. FLOORING: EXISTING FLOORING TO BE REFINISHED, STAINED, AND NEW STRIPING TO BE PROVIDED FOR THE BASKETBALL COURT. COORDINATE WITH DYRS FOR CENTER COURT LOGO/GRAPHIC.
- 8. WEIGHT ROOM: ADDITIONAL STAINLESS STEEL MIRROR WILL BE PROVIDED.
- STRUCTURAL ELEMENTS**
 WALLS: NEW OPENING TO BE CREATED IN THE EXISTING WALL BETWEEN THE COURTYARD 1 & COURTYARD 2
- NOTE**
 SEE STRUCTURAL DRAWINGS FOR DETAILS.


OWNER

DGS
 THE DEPARTMENT OF
 GENERAL SERVICES
DGS (DEPARTMENT OF GENERAL SERVICES)
 1250 U STREET, NW,
 WASHINGTON, DC 20009


ARCHITECT

LANCE BAILEY & ASSOCIATES
 7600 GEORGIA AVENUE, NW
 WASHINGTON, DC 20012
 T: (301)565-2283 F: (301)565-2287

STRUCTURAL ENGINEER


CONSULTING STRUCTURAL ENGINEER
 6239 EXECUTIVE BULEVARD
 NORTH BETHESDA, MD 20852-3906
 T: 301-816-0648 F: 301-816-0649
 www.mgvengineers.com

ELECTRICAL ENGINEER

GLOBAL ENGINEERING SOLUTION
 5225 WISCONSIN AVENUE, NW, SUITE 300
 WASHINGTON, DC 20015
 T: (202) 495-7746 F: (202) 495-7747

CIVIL ENGINEER

AMT
 10 G STREET, NE, SUITE # 430
 WASHINGTON, DC 20002
 T: (202) 289-4545 F: (202) 289-5051

ACOUSTICAL CONSULTANT

POLYSONICS
 405 BELLE AIR LANE
 WARRENTON, VA 20186
 T: (540) 341-4988 F: (540) 341-0909

SUBMISSION SCHEDULE	DATE
NO DESCRIPTION	

REVISION SCHEDULE	DATE
NO DESCRIPTION	

PROJECT:

DYRS GYMNASIUM RENOVATION

1000 MOUNT OLIVET ROAD, NE
WASHINGTON, DC 20002

SHEET TITLE:
EXISTING FLOOR PLAN & SCOPE OF WORK

PROJECT NO: 1310
OCTOBER 12, 2015

SCALE: AS NOTED

SHEET NO:

DEMOLITION NOTES:

GENERAL:

- BEFORE STARTING DEMOLITION, WALK THE SPACE WITH THE ARCHITECT TO EXPLAIN THE PROCESS AND PROCEDURE OF DEMOLISHING THE ITEMS DESIGNATED TO BE DEMOLISHED AND REMOVED.
- PROTECT WALLS, CEILINGS AND FLOORS AROUND THE DEMOLITION AREAS WITH SUITABLE MATERIALS SUCH AS PLYWOOD, CLOTH AND PLASTIC TO PREVENT FROM DAMAGE DURING DEMOLITION.
- IN CASE OF DAMAGE TO FINISHES AND SURFACES OF THE ITEMS TO REMAIN, CONTRACTOR SHALL REPAIR AND FIX DAMAGED ITEMS WITH NEW TO MATCH THE EXISTING AT NO ADDITIONAL COST TO THE OWNER AND ACCEPTABLE TO THE ARCHITECT.
- SEAL PROJECT WORK AREA FROM OTHER AREAS OF THE BUILDING TO PREVENT DUST TRAVELLING OUTSIDE OF THE WORK AREA.

DEMOLITION KEYNOTES:

A. RESIDENCE PODS:

- REMOVE EXISTING BASE AND FLOOR FINISHES, CLEAN CONCRETE SUBFLOOR OF ADHESIVES, SEALANTS OR MASTIC TO A LEVELLED SMOOTH FINISH ACCEPTABLE TO THE NEW RUBBER TILE MANUFACTURER/INSTALLER.

B. GYMNASIUM:

- PROTECT ALL VERTICAL SURFACES AND SEAL OFF ALL VENTILATION SYSTEMS TO PREVENT AIRBORNE CONTAMINATES GETTING INTO ADJACEMENT AREAS.
- DEMOLISH EXISTING ACOUSTICS WALL PANELS. ON COMPLETION OF PANELS REMOVAL, ASK ARCHITECT TO INSPECT THE FRAMING TO DETERMINE IF THEY CAN BE USED. IF NOT REMOVE ALL FRAMING AND SUPPORTS AT THE GYMNASIUM WALLS. COVER AND PROTECT SURROUNDING WALLS, FLOORING AND CEILINGS FROM DAMAGE DURING DEMOLITION.
- DEMOLISH EXISTING BASKETBALL HOOPS AND SUPPORTS.
- REMOVE EXISTING BASE ON ALL WALLS, DOORS AND FRAMES.
- REMOVE ALL CEILING LIGHT BULBS, ALL CEILING LIGHT FIXTURES WILL REMAIN IN PLACE TO RECEIVE NEW BULBS.
- INSPECT GYMNASIUM FLOOR FOR DAMAGED WOOD. ANY REPAIRS TO GYM FLOOR SHOULD BE DONE IN A MANNER AS TO MATCH THE EXISTING FLOORING AS CLOSE AS POSSIBLE.
- SAND GYM FLOOR USING THE COARSE, MEDIUM AND FINE SANDING MACHINES TO REMOVE THE EXISTING FINISH AND THE FLOOR SURFACE IS COMPLETELY SMOOTH AND ACCEPTABLE TO RE-FINISH MATERIAL MANUFACTURER'S SATISFACTION. SCREEN AND VACUUM THE FLOOR TO ENSURE IT FREE FROM ALL DUST PARTICLES. PROVIDE FLOOR FINISH REMOVAL SPECIFICATIONS TO THE ARCHITECT WITH COMPLETE DETAILS ON SANDING OPERATION, NUMBER OF SANDINGS, TYPE OF SANDERS, BUFFERS, GRITS AND VACUUMING PROCESS. OBTAIN ARCHITECT'S WRITTEN APPROVAL PRIOR TO STARTING THE FINISH REMOVAL WORK.

C. WEIGHT ROOM:

- REMOVE EXISTING PANELS AND EQUIPMENT ON THE WALLS.
- ALL SIDES OF WALLS TO BE PATCHED, CLEANED FOR PAINTING.

LEGEND

- ITEMS TO BE DEMOLISHED
- EXISTING FLOOR FINISH TO BE REMOVED
- EXISTING FLOOR FINISH TO BE REFINISHED
- EXISTING ACOUSTICAL PANEL TO BE DEMOLISHED (ALL SIDES)

OWNER



DGS (DEPARTMENT OF GENERAL SERVICES)
1250 U STREET, NW,
WASHINGTON, DC 20009

ARCHITECT



LANCE BAILEY & ASSOCIATES
7600 GEORGIA AVENUE, NW
WASHINGTON, DC 20012
T: (301)565-2283 F: (301)565-2287

STRUCTURAL ENGINEER



CONSULTING STRUCTURAL ENGINEER

6239 EXECUTIVE BULEVARD
NORTH BETHESDA, MD 20852-3906
T: 301-816-0648 F: 301-816-0649
www.mgvengineers.com

ELECTRICAL ENGINEER



GLOBAL ENGINEERING SOLUTION
5225 WISCONSIN AVENUE, NW, SUITE 300
WASHINGTON, DC 20015
T: (202) 495-7746 F: (202) 495-7747

CIVIL ENGINEER



10 G STREET, NE, SUITE # 430
WASHINGTON, DC 20002
T: (202) 289-4545 F: (202) 289-5051

ACOUSTICAL CONSULTANT



405 BELLE AIR LANE
WARRENTON, VA 20186
T: (540) 341-4988 F: (540) 341-0909

SUBMISSION SCHEDULE DATE

NO DESCRIPTION

REVISION SCHEDULE DATE

NO DESCRIPTION

PROJECT:

DYRS GYMNASIUM RENOVATION

1000 MOUNT OLIVET ROAD, NE
WASHINGTON, DC 20002

SHEET TITLE:

DEMOLITION PLANS & SECTION

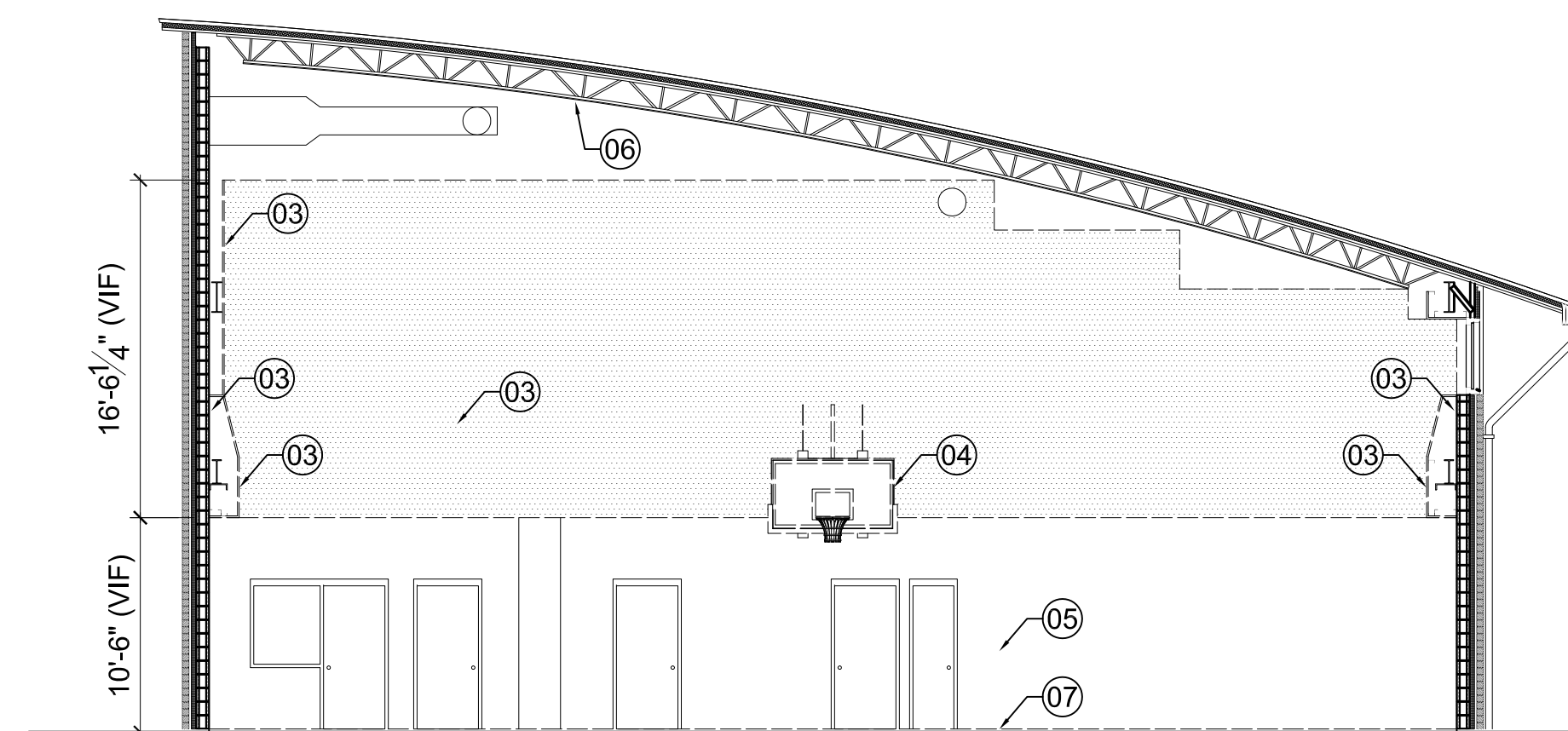
PROJECT NO: 1310

OCTOBER 12, 2015

SCALE: AS NOTED

SHEET NO:

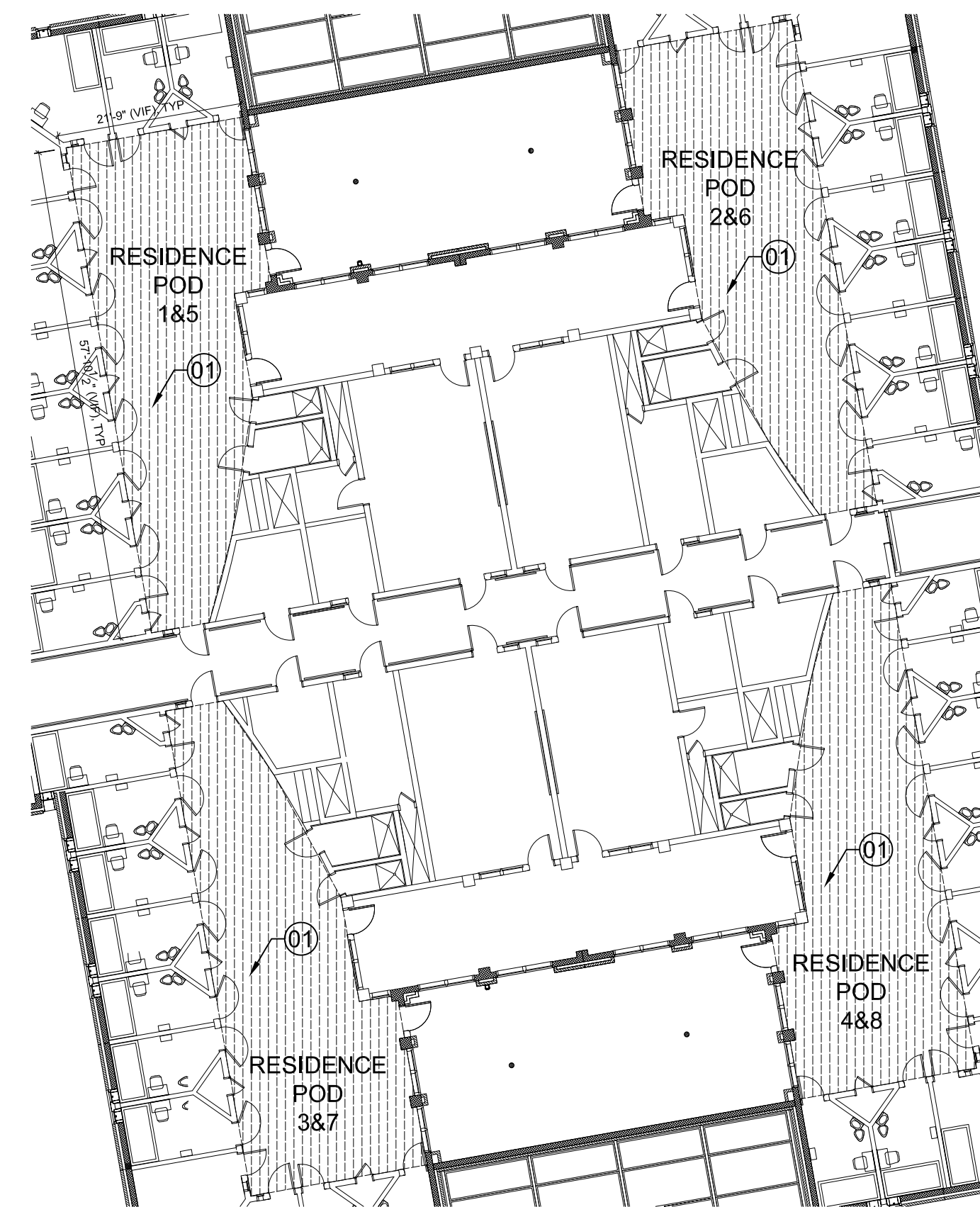
AD-01



DEMOLITION TYPICAL AT SECTIONAL ELEVATION

SCALE: 1/8"=1'-0"

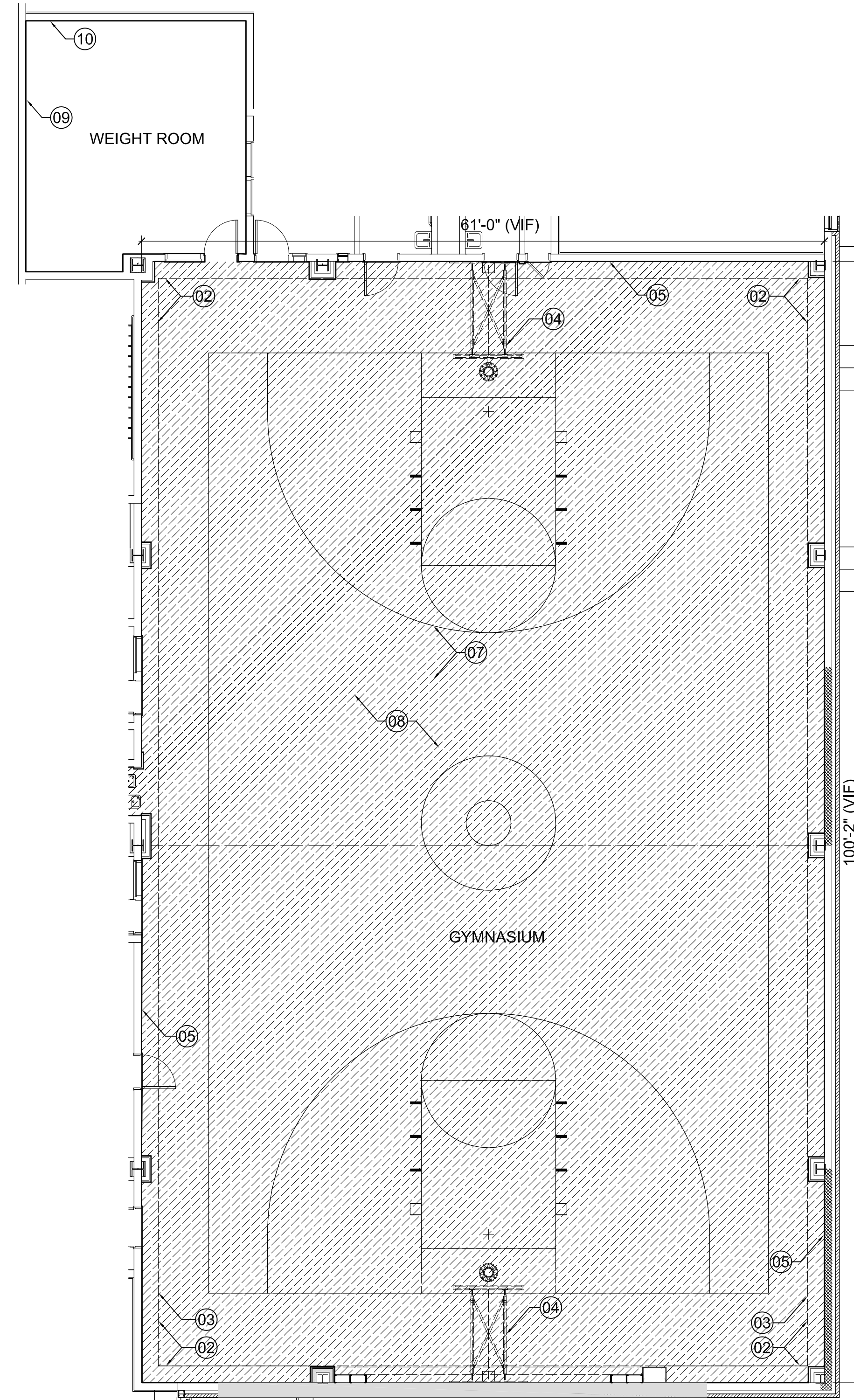
3
AD-01 AD-01



DEMOLITION PLANS AT FIRST & SECOND LEVEL

SCALE: 1/16"=1'-0"

2
AD-01 AD-01



GYMNASIUM FLOOR PLAN DEMOLITION

SCALE: 1/8"=1'-0"

1
AD-01 AD-01

WALL/PARTITION SCHEDULE

W01	7/8" FURING CHANEL WITH 3/4" WOOD-PLASTIC COMPOSITE PANEL ANCHORED TO EXISTING CMU WALL. (STARTS H=8'4" AFF)
W02	1 1/2"x4" METAL STUD WITH 3/4" WOOD-PLASTIC COMPOSITE PANEL.
W03	NEW PAINTING ON EXISTING WALL.

ACOUSTICS PANEL

A01	1 1/2" ACOUSTIC PANEL
-----	-----------------------

EQUIPMENT

E01	BASKETBALL HOOP	SPALDING	WALL SUSPENDED
E02	DIVIDER CURTAIN	DRAPER	TOP ROLL DIVIDER, BOTTOM OF THE CURTAIN SHALL BE OPEQUE
E03	STAGE	SHERIDAN	RETRACTABLE STAGE
E04	ACOUSTICAL WALL PANEL	AUDIMUTE	2'X4' COLORED ACOUSTICAL PANEL
E05	WALL PADDING	SPALDING	WALL SAFETY GUARD
E06	COLUMN PADDING	SPALDING	COLUMN SAFETY GUARD
E07	MIRROR		4'X8' POLISHED STAINLESS STEEL MIRROR ANCHORED TO EXISTING WALL

FLOOR

F01	REFINISH EXISTING FLOOR, NEW STAIN.
F02	NEW STRIPING PER STANDARD.

EQUIPMENT LIST AND NEW WORK NOTES:

GENERAL:

- PRIOR TO DEVELOPING SHOP DRAWINGS, REVIEW DRAWINGS, SITE CONDITIONS AND DIMENSIONS FOR EACH EQUIPMENT TO ASSURE WHAT IS SPECIFIED AND INDICATED ON THE DRAWINGS THAT WILL FIT IN THE SPACE AVAILABLE FOR IT. IN CASE OF ANY ISSUE, CONTACT THE ARCHITECT IMMEDIATELY TO OBTAIN CLARITY AND SOLUTION.

BASKETBALL HOOP (E01):

- BASKETBALL HOOP SHALL BE WALL-BRACED FOLD UP BACKSTOP AS MANUFACTURED BY SPALDING EQUIPMENT COMPANY OR EQUAL APPROVED BY THE ARCHITECT.
- FIELD VERIFY STRUCTURAL SUPPORTS AND LENGTH FROM WALL REQUIRED FOR EACH BACKBOARD AND HOOP FRAMING.
- SUBMIT SHOP DRAWINGS WITH DIMENSIONS AND DETAILS FOR ARCHITECT'S REVIEW AND APPROVAL.

DIVIDER CURTAIN (E02):

- DIVIDER CURTAIN SHALL BE ROLL-UP TYPE, VINYL CURTAIN 60' WIDE AND 20' HIGH AS MANUFACTURED BY DRAPER INC. LOWER PORTION SOLID VINYL COATED POLYESTER, UPPER PORTION SHALL BE VINYL COATED POLYESTER MESH OR EQUAL APPROVED BY THE ARCHITECT.
- FIELD VERIFY STRUCTURAL SUPPORTS AND HEIGHT OF THE CURTAIN
- SUBMIT SHOP DRAWINGS WITH DIMENSIONS AND DETAILS FOR ARCHITECT'S REVIEW AND APPROVAL.

RETRACTABLE STAGE (E03):

- RETRACTABLE STAGE SHALL BE 18'X10' IN SIZE RS-2 RECESSED TYPE AS MANUFACTURED BY SHERIDON SEATING INC. OR EQUAL APPROVED BY THE ARCHITECT.
- FIELD VERIFY CONDITIONS FOR INSTALLATION AND OPERATION.
- STAGE SHALL BE INSTALLED IN ACCORDANCE WITH MANUFACTURER'S INSTRUCTIONS AND FINAL SHOP DRAWINGS. TOP OF THE STAGE SHALL BE CARPET TILE FINISH.
- OPERATION SHALL BE ELECTRICALLY POWERED WINCHING MECHANISM FOR RETRACTING INTO WALL. POWER OUTLET AND SWITCH LOCATION MUST BE AT THE MANUFACTURER'S RECOMMENDED LOCATIONS.
- STAGE SURFACE SHALL BE CARPETING, COLOR AS SELECTED BY THE ARCHITECT. SKIRTING SHALL BE FABRIC SKIRT BOARD.
- SUBMIT MANUFACTURER'S SHOP DRAWINGS WITH DIMENSIONS AND DETAILS OF INSTALLATION FOR ARCHITECT'S REVIEW AND APPROVAL.

ACOUSTICAL WALL PANELS (E04):

- ACOUSTICAL WALL PANELS SHALL BE AS MANUFACTURED BY AUDIMUTE INC. OR EQUAL APPROVED BY THE ARCHITECT.
- FIELD VERIFY CONDITIONS FOR INSTALLATION.
- SUBMIT SHOP DRAWINGS WITH DIMENSIONS AND DETAILS OF INSTALLATION FOR ARCHITECT'S REVIEW AND APPROVAL.

WALL AND COLUMN PADDINGS (E05 & E06):

- WALL AND COLUMN PADDINGS SHALL BE AS MANUFACTURED BY SPALDING EQUIPMENT CO. OR EQUAL APPROVED BY THE ARCHITECT.
- SUBMIT SHOP DRAWINGS WITH DIMENSIONS AND DETAILS OF INSTALLATION FOR ARCHITECT'S REVIEW AND APPROVAL.

MIRROR (E07):

- MIRROR SHALL BE AS MANUFACTURED BY SPALDING EQUIPMENT CO. OR EQUAL APPROVED BY THE ARCHITECT.
- MIRROR SHALL BE 4'X8' FRAMELESS ROUNDED EDGE POLISHED STAINLESS STEEL MIRROR.
- INSTALL ON THE MASONRY WALL AT LOCATION INDICATED ON THE DRAWINGS OR SPECIFIED.

GYM FLOOR RE-FINISHING (F01 & F02):

- GYM FLOOR RE-FINISHING AND LINE MARKING MATERIALS SHALL BE AS MANUFACTURED BY SIKA CORPORATION SPORT FLOOR 350 FINISH OR EQUAL APPROVED BY THE ARCHITECT.
- SUBMIT MANUFACTURER'S PRODUCT DATA SHEETS, MATERIAL SAFETY DATA SHEETS, AND RECOMMENDED INSTALLATION INSTRUCTIONS FOR ARCHITECT'S REVIEW AND APPROVAL PRIOR TO PROCURING MATERIALS.
- PREPARE SURFACE IN ACCORDANCE TO FINISH MANUFACTURER'S DIRECTIONS AND APPLY FLOOR FINISH IN ACCORDANCE TO FINISH MANUFACTURER'S DIRECTION.
- PROTECT ALL VERTICAL SURFACES AND SEAL OFF ALL VENTILATION SYSTEM TO PREVENT AIRBORNE CONTAMINATES.
- FOLLOW MANUFACTURER'S RECOMMENDATIONS ON URETHANE COAT SEALER AND CURING.
- PAINT NEW GAME LINES AS INDICATED ON THE DRAWINGS.
- ON COMPLETION, CLEAN UP ALL AREAS AND SURFACES OF DUST, DIRT AND RUBBISH.

WALL SAFETY PAD:

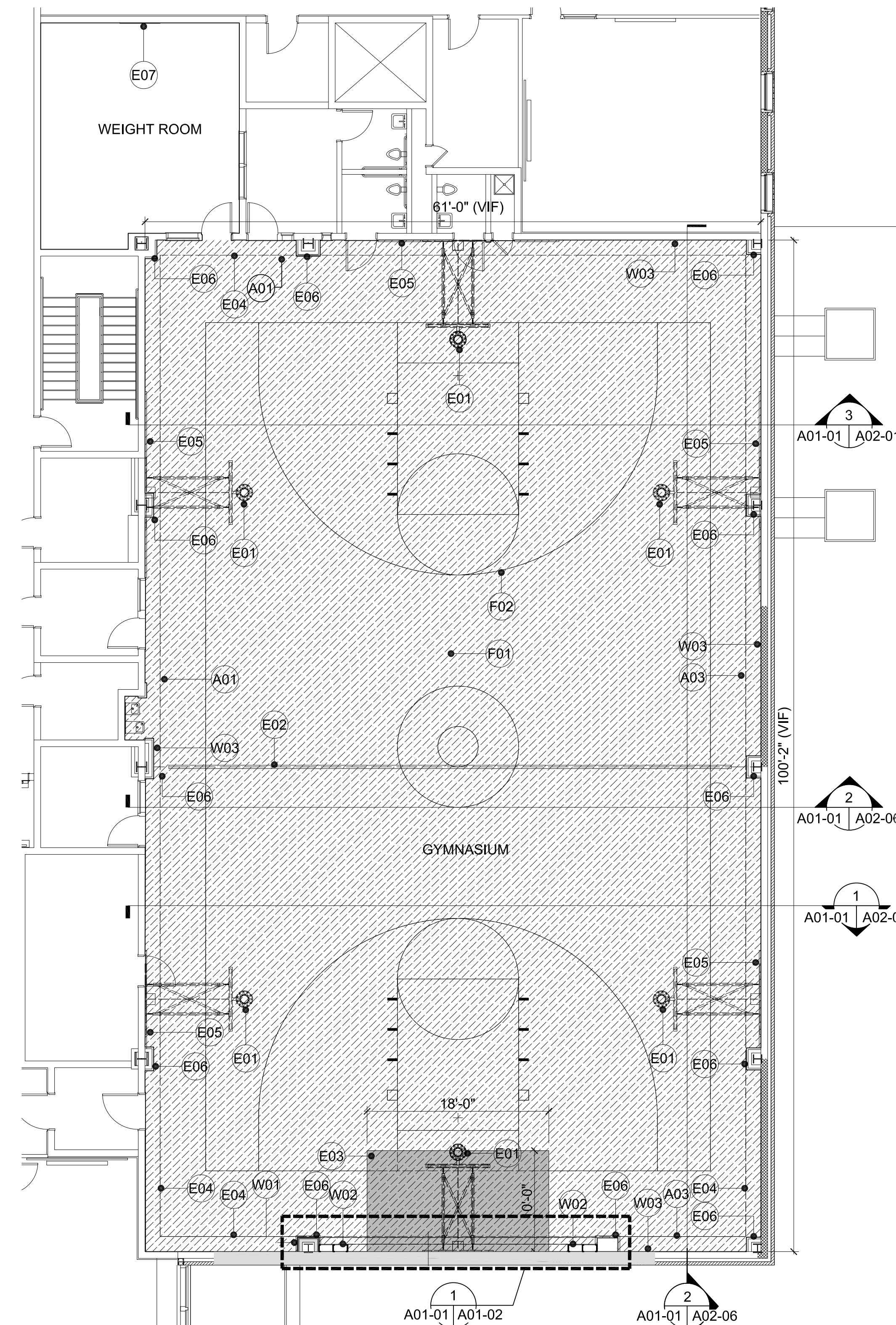
- PROVIDE WALL SAFETY PAD AT ALL EXISTING BUMPOUTS COLUMN PROJECTIONS.
- PROVIDE 15" WIDE SAFETY PAD AT THE CENTER OF ALL BASKETBALL HOOP AT ALL WALLS.
- PROVIDE SAFETY PAD AT BACK OF RETRACTABLE STAGE WHILE STANDING UP. PAD MUST BE REMOVABLE ONLY AT THE STAGE.

GYMNASIUM FLOOR BASE:

- PROVIDE 4" VINYL BASE AT WALLS IN THE GYMNASIUM.

PODS:

- SEE DRAWINGS A04-01 FOR FLOOR FINISH AND PATTERNS.
- PROVIDE NEW 4" HIGH VINYL BASE.



OWNER



DGS (DEPARTMENT OF GENERAL SERVICES)
1250 U STREET, NW,
WASHINGTON, DC 20009

ARCHITECT



LANCE BAILEY & ASSOCIATES
7600 GEORGIA AVENUE, NW
WASHINGTON, DC 20012
T: (301)565-2283 F: (301)565-2287

STRUCTURAL ENGINEER



CONSULTING STRUCTURAL ENGINEER

6239 EXECUTIVE BULEVARD
NORTH BETHESDA, MD 20852-3906
T: 301-816-0648 F: 301-816-0649
www.mgvengineers.com

ELECTRICAL ENGINEER



GLOBAL ENGINEERING SOLUTION
5225 WISCONSIN AVENUE, NW, SUITE 300
WASHINGTON, DC 20015
T: (202) 495-7746 F: (202) 495-7747

CIVIL ENGINEER



10 G STREET, NE, SUITE # 430
WASHINGTON, DC 20002
T: (202) 289-4545 F: (202) 289-5051

ACOUSTICAL CONSULTANT



405 BELLE AIR LANE
WARRENTON, VA 20186
T: (540) 341-4988 F: (540) 341-0909

SUBMISSION SCHEDULE DATE

NO DESCRIPTION

REVISION SCHEDULE DATE

NO DESCRIPTION

PROJECT:

DYRS GYMNASIUM RENOVATION

1000 MOUNT OLIVET ROAD, NE
WASHINGTON, DC 20002

SHEET TITLE:

GYMNASIUM FLOOR PLAN

PROJECT NO: 1310

OCTOBER 12, 2015

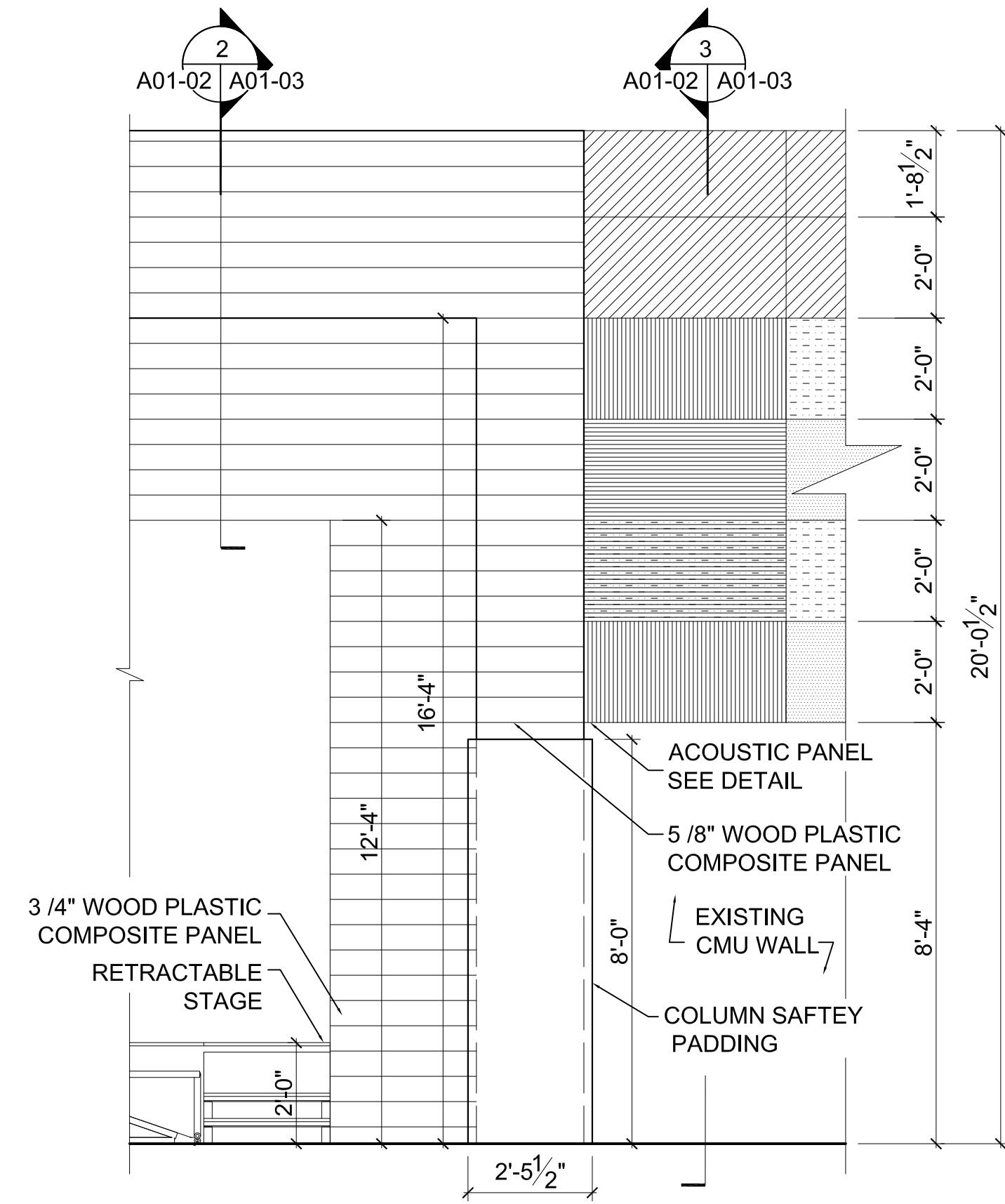
SCALE: AS NOTED

SHEET NO:

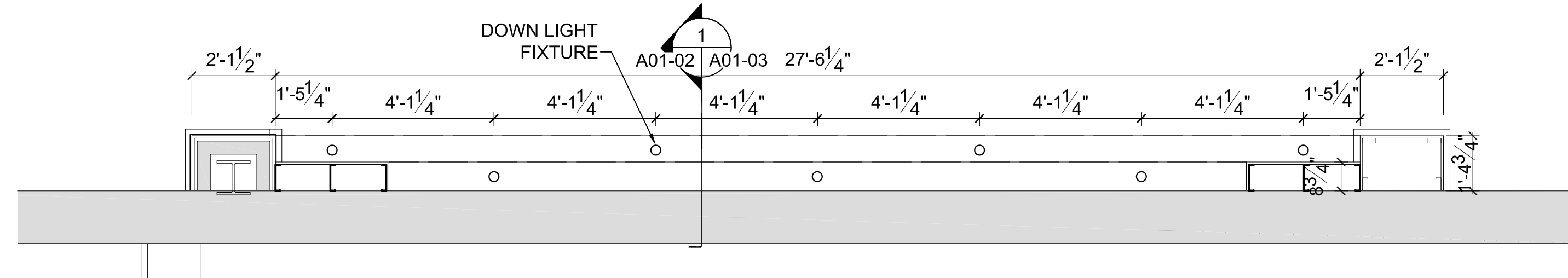
GYMNASIUM FLOOR PLAN
SCALE: 1/8"=1'-0"

1
A01-01 A01-01

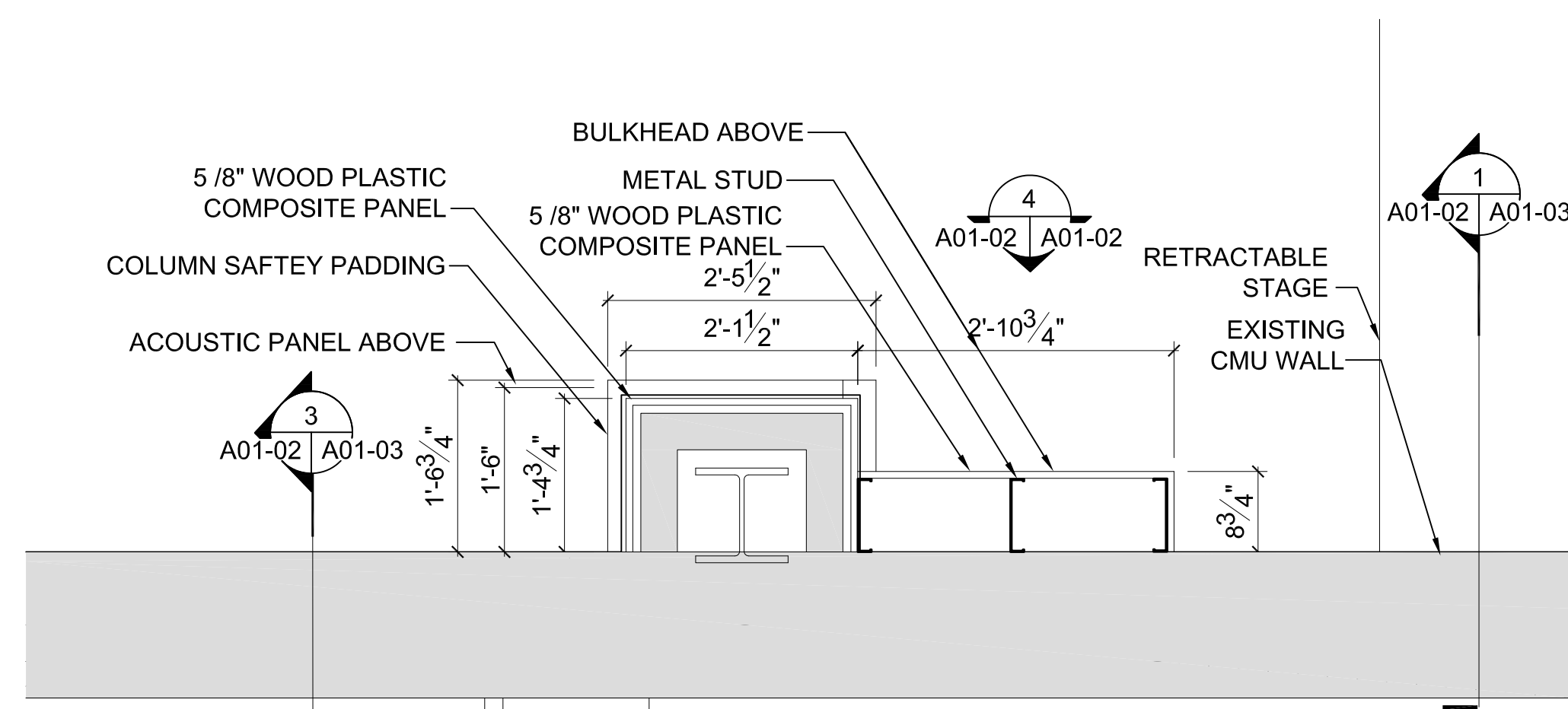
A01-01



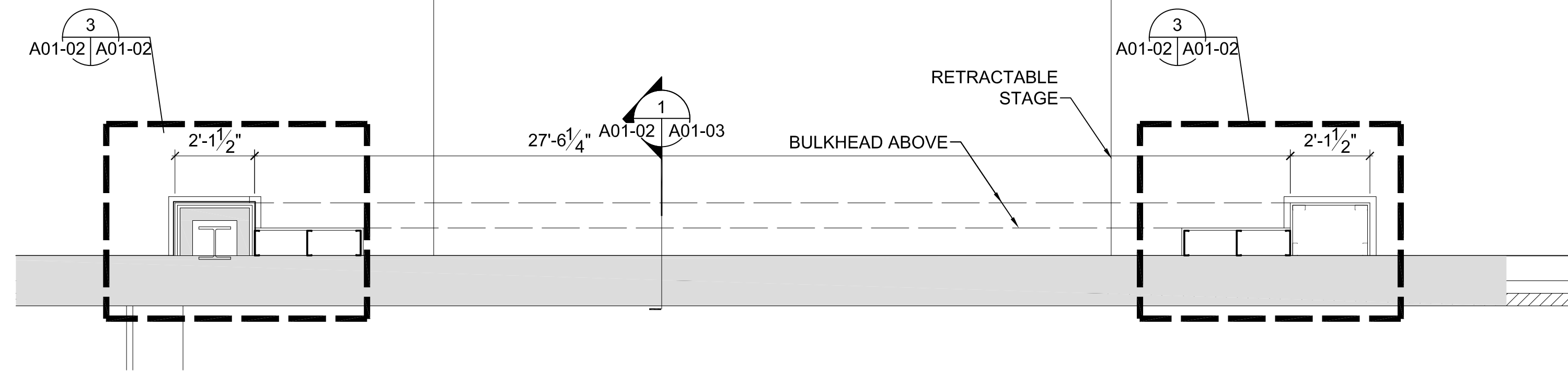
ELEVATION
SCALE: 1/2"=1'-0"
A01-01 | A01-02



ENLARGED REFLECTED CEILING PLAN
SCALE: 3/8"=1'-0"
A01-01 | A01-02




GYMNASIUM ENLARGED FLOOR PLAN
SCALE: 3/4"=1'-0"
A01-01 | A01-02





ENLARGED STAGE PLAN
SCALE: 3/8"=1'-0"
A01-01 | A01-02

NOTE :

- 01 ALL WOOD PLASTIC COMPOSITE PANEL SHALL BE ATTACHED TO STUD WITH SCREWS.
- 02 VERIFY WITH POLYSONICS ON PANELS AND ATTACHMENT DETAIL.



OWNER

DGS
 THE DEPARTMENT OF
 GENERAL SERVICES
DGS (DEPARTMENT OF GENERAL SERVICES)
 1250 U STREET, NW,
 WASHINGTON, DC 20009

ARCHITECT

LANCE BAILEY & ASSOCIATES
 7600 GEORGIA AVENUE, NW
 WASHINGTON, DC 20012
 T: (301)565-2283 F: (301)565-2287

STRUCTURAL ENGINEER

CONSULTING STRUCTURAL ENGINEER
 6239 EXECUTIVE BULEVARD
 NORTH BETHESDA, MD 20852-3906
 T: 301-816-0648 F: 301-816-0649
 www.mgvengineers.com

ELECTRICAL ENGINEER

GLOBAL ENGINEERING SOLUTION
 5225 WISCONSIN AVENUE, NW, SUITE 300
 WASHINGTON, DC 20015
 T: (202) 495-7746 F: (202) 495-7747

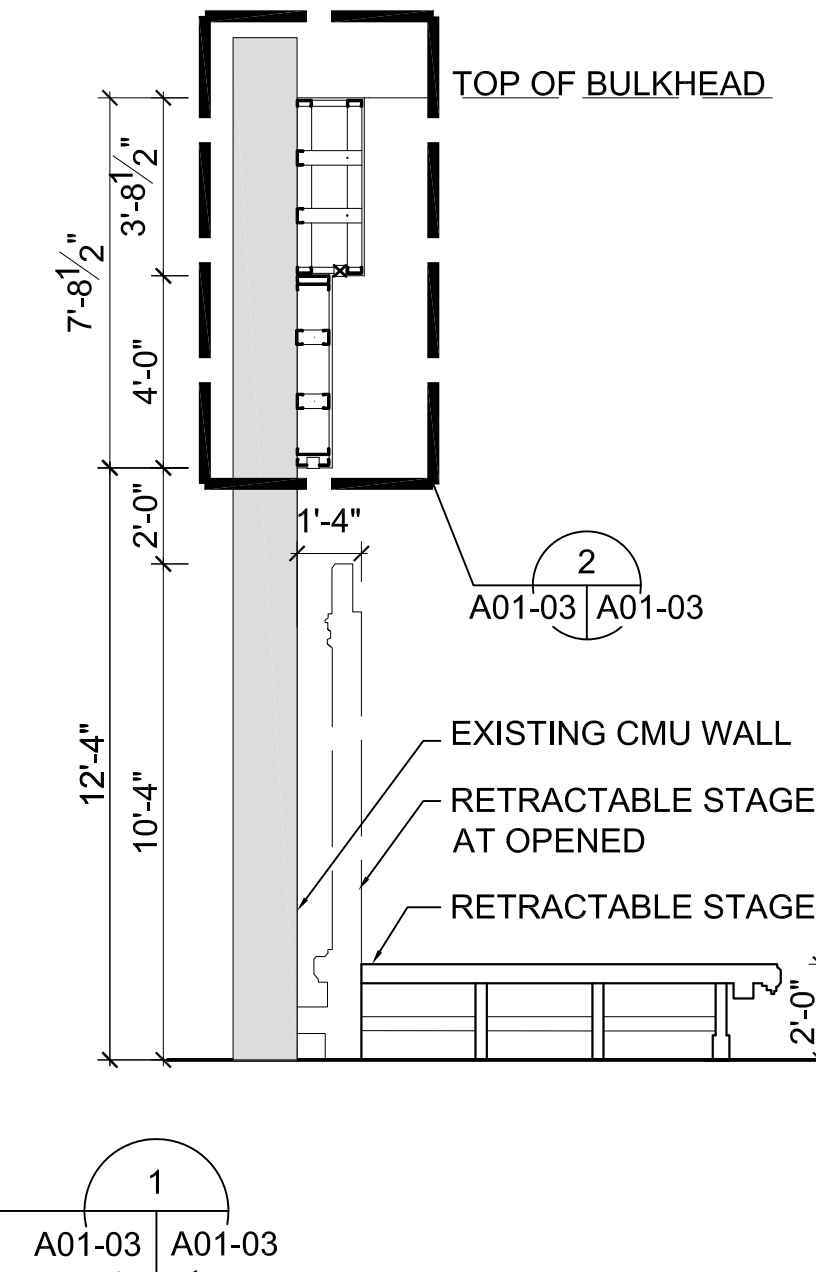
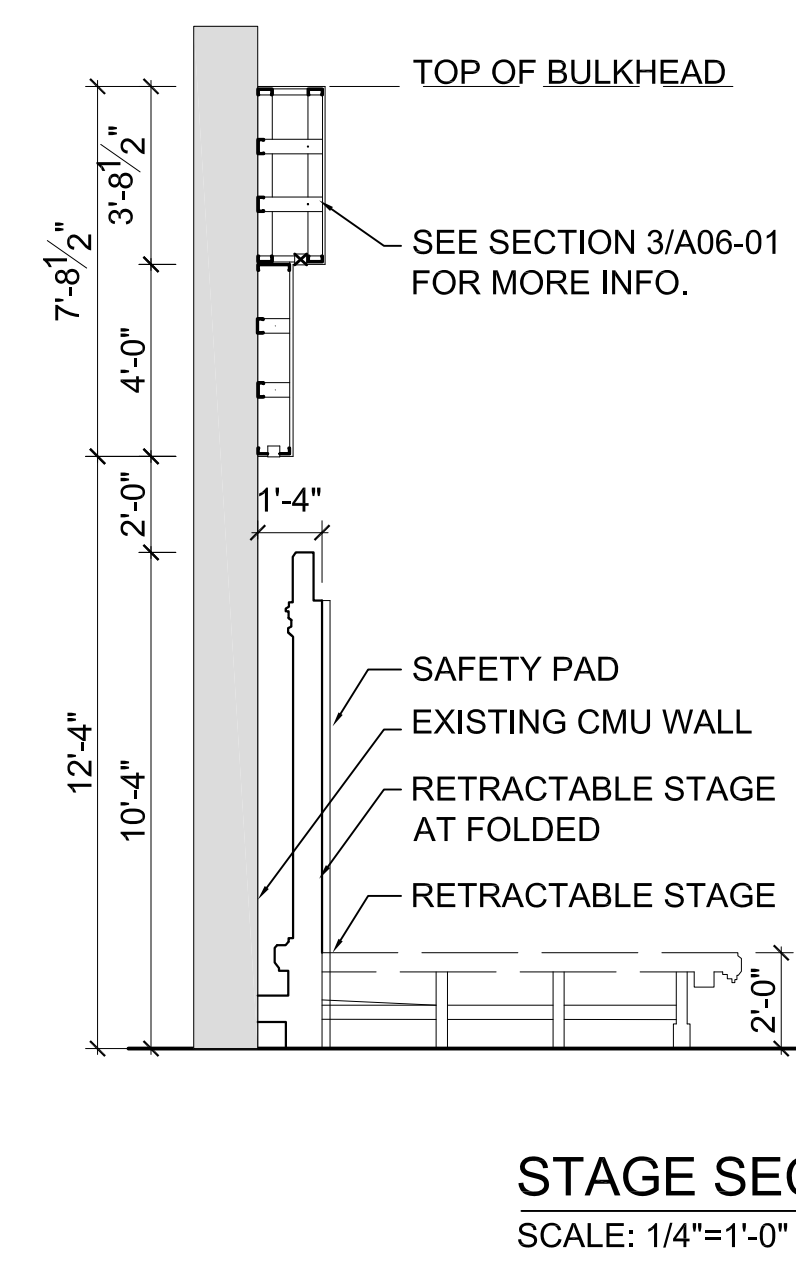
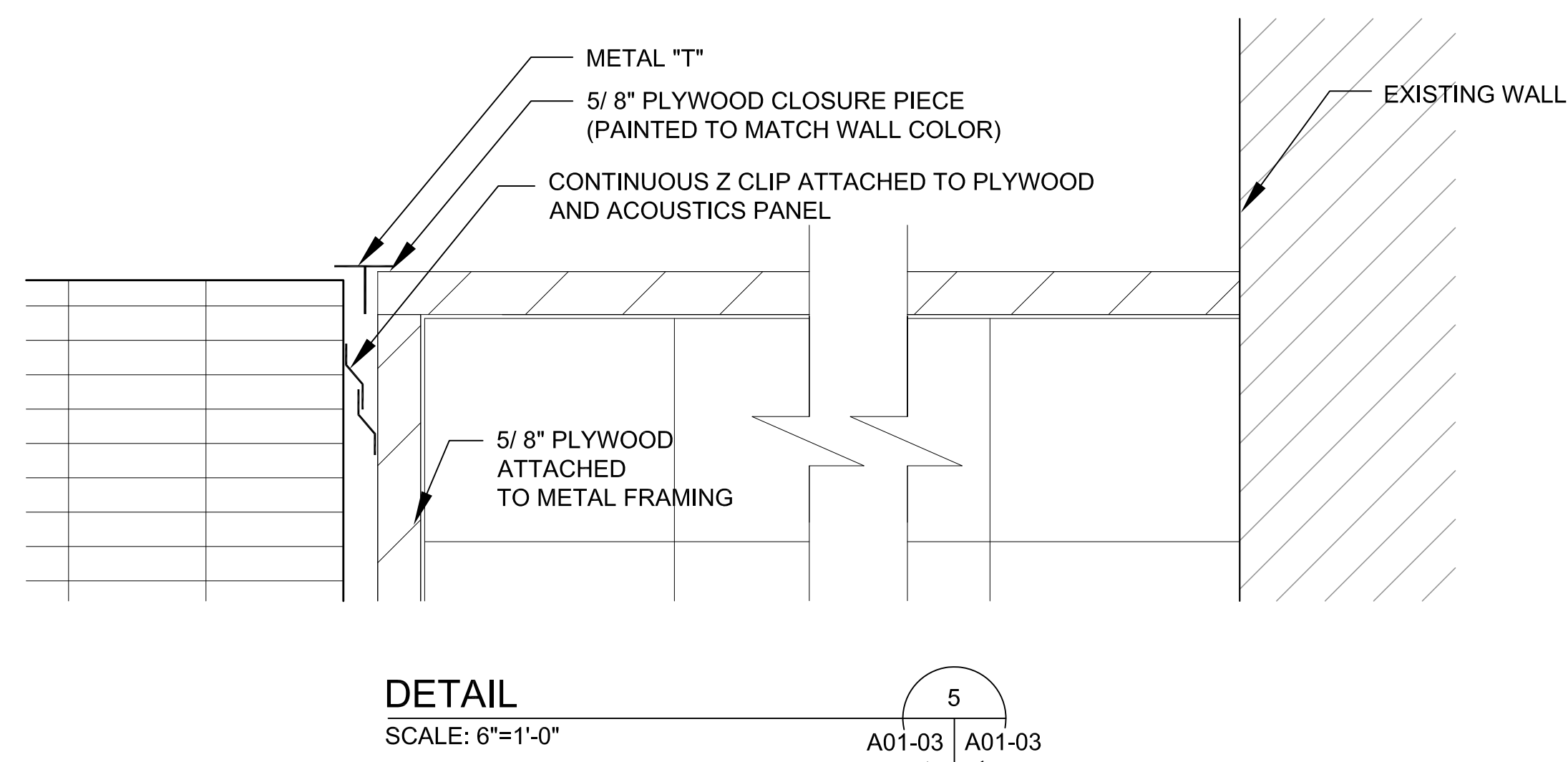
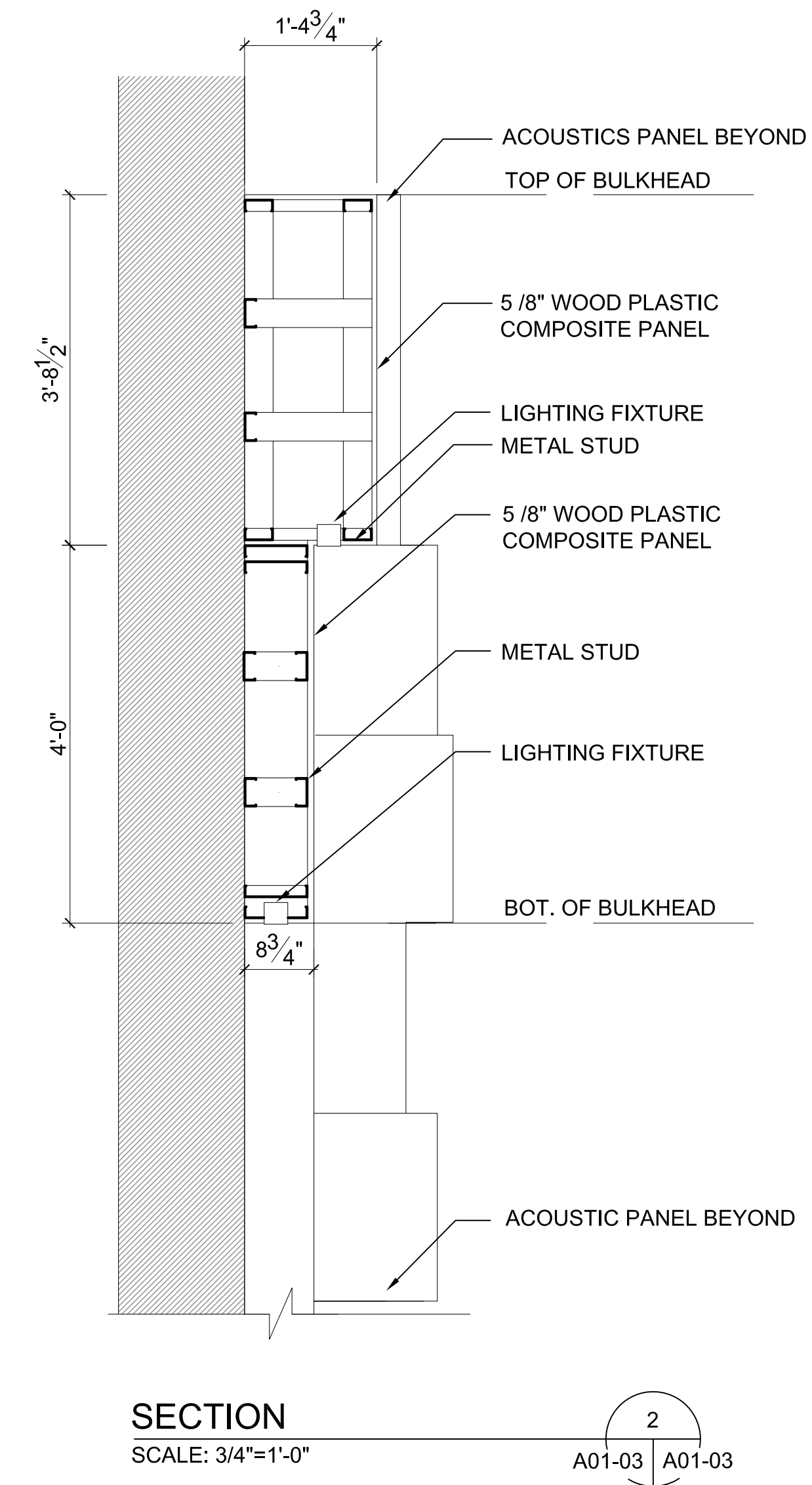
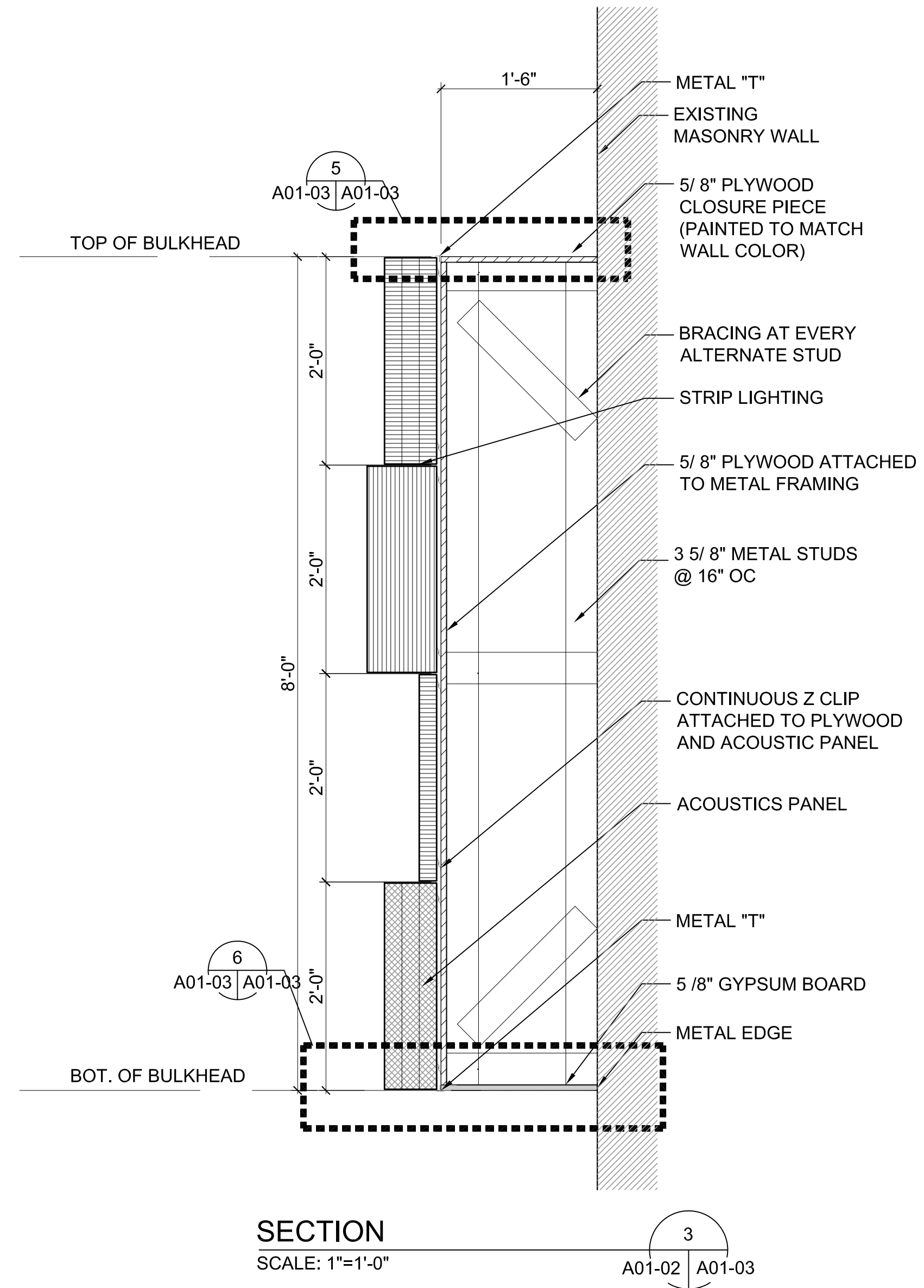
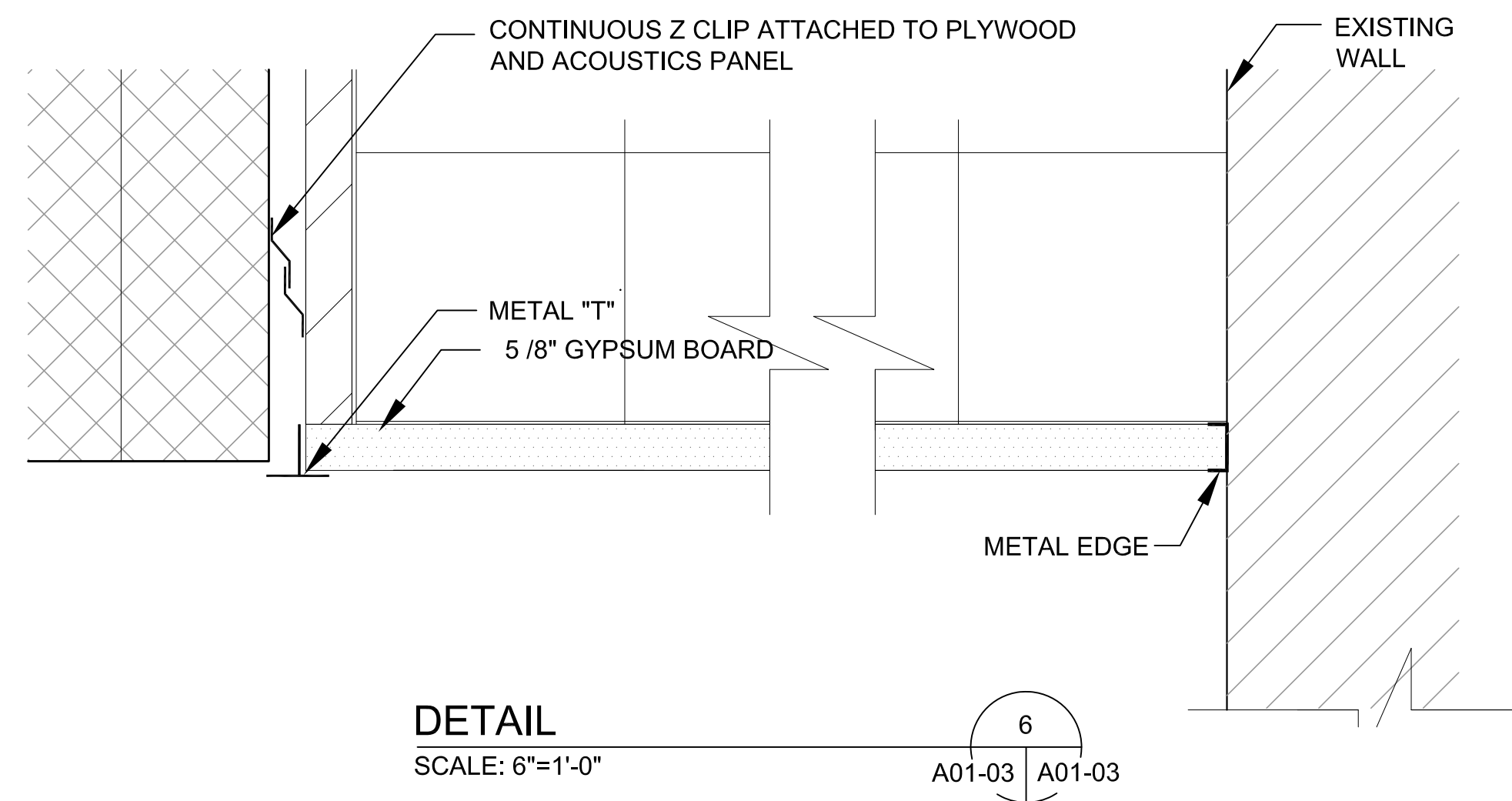
CIVIL ENGINEER

 10 G STREET, NE, SUITE # 430
 WASHINGTON, DC 20002
 T: (202) 289-4545 F: (202) 289-5051
 ACUSTICAL CONSULTANT

POLYSONICS
 405 BELLE AIR LANE
 WARRENTON, VA 20186
 T: (540) 341-4988 F: (540) 341-0909

SUBMISSION SCHEDULE	DATE
NO DESCRIPTION	
REVISION SCHEDULE	DATE
NO DESCRIPTION	

PROJECT:
DYRS GYMNASIUM RENOVATION

1000 MOUNT OLIVET ROAD, NE
 WASHINGTON, DC 20002
 SHEET TITLE:
GYMNASIUM ENLARGED PLANS & ELEVATION

PROJECT NO: 1310
 OCTOBER 12, 2015
 SCALE: AS NOTED
 SHEET NO:



OWNER

 DGS (DEPARTMENT OF GENERAL SERVICES)
 1250 U STREET, NW,
 WASHINGTON, DC 20009

ARCHITECT

 LANCE BAILEY & ASSOCIATES
 7600 GEORGIA AVENUE, NW
 WASHINGTON, DC 20012
 T: (301)565-2283 F: (301)565-2287

STRUCTURAL ENGINEER

 CONSULTING STRUCTURAL ENGINEER
 6239 EXECUTIVE BULEVARD
 NORTH BETHESDA, MD 20852-3906
 T: 301-816-0648 F: 301-816-0649
 www.mgvengineers.com

ELECTRICAL ENGINEER

 GLOBAL ENGINEERING SOLUTION
 5225 WISCONSIN AVENUE, NW, SUITE 300
 WASHINGTON, DC 20015
 T: (202) 495-7746 F: (202) 495-7747

CIVIL ENGINEER

 10 G STREET, NE, SUITE # 430
 WASHINGTON, DC 20002
 T: (202) 289-4545 F: (202) 289-5051

ACOUSTICAL CONSULTANT

 405 BELLE AIR LANE
 WARRENTON, VA 20186
 T: (540) 341-4988 F: (540) 341-0909

SUBMISSION SCHEDULE	DATE
NO DESCRIPTION	

REVISION SCHEDULE	DATE
NO DESCRIPTION	

PROJECT:

DYRS GYMNASIUM RENOVATION

1000 MOUNT OLIVET ROAD, NE
 WASHINGTON, DC 20002

SHEET TITLE: ENLARGED ACOUSTICS PANEL DETAILS

PROJECT NO: 1310
 OCTOBER 12, 2015
 SCALE: AS NOTED

SHEET NO:

A01-03

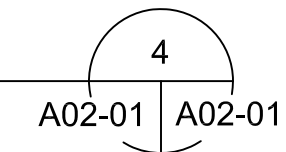
NOTE:

- 01 ALL ----- +4.5" (INDICATIVE) PROJECTED TILES SHALL HAVE STRIP LIGHTING ABOVE THE TILE. SEE DWG 3/A01-03, A02-02 TO A02-05
- 02 SEE STRUCTURAL DRAWINGS FOR SPACE DIVIDER CURTAIN FRAMING FOR SUPPORTS. ADD STRUCTURAL FRAMING FOR HOOPS.
- 03 SEE ELECTRICAL DRAWINGS FOR ELECTRICAL WORK.



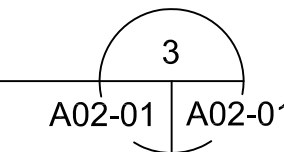
COLOR SCHEME
WEST ELEVATION

SCALE: 1/8"=1'-0"



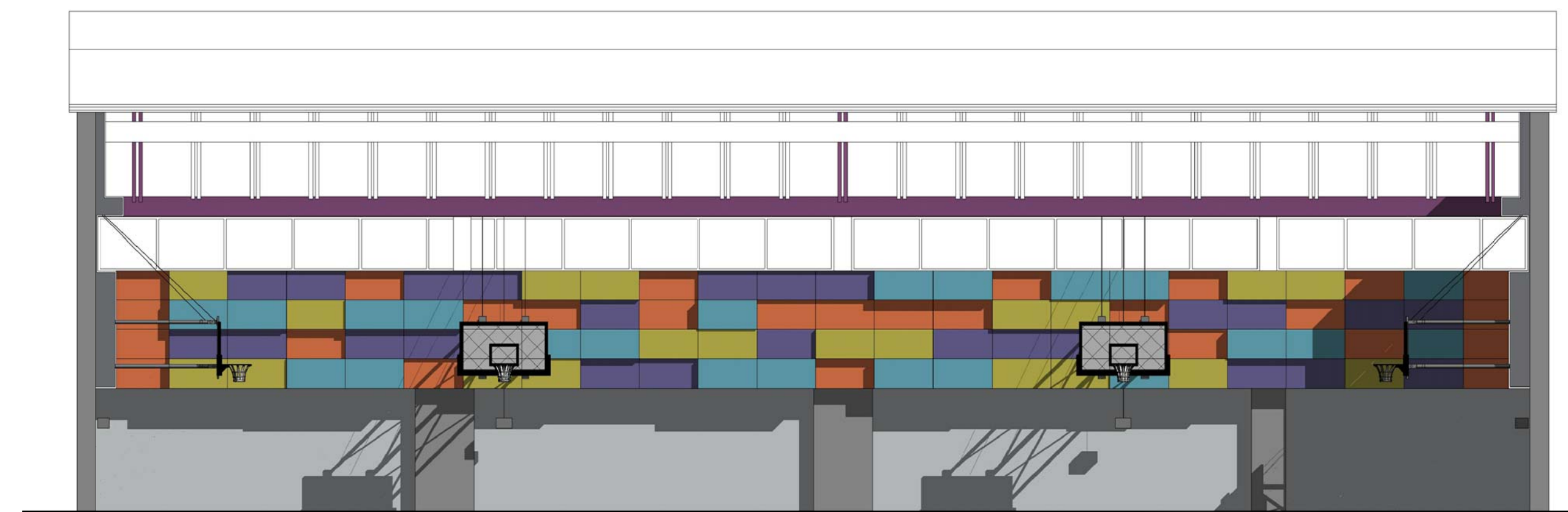
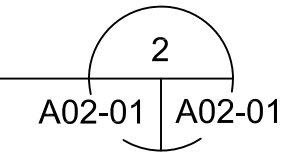
COLOR SCHEME
NORTH ELEVATION

SCALE: 1/8"=1'-0"



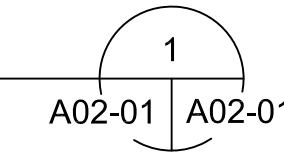
COLOR SCHEME
EAST ELEVATION


SCALE: 1/8"=1'-0"



COLOR SCHEME
SOUTH ELEVATION


SCALE: 1/8"=1'-0"



OWNER

DGS
 THE DEPARTMENT OF
 GENERAL SERVICES
DGS (DEPARTMENT OF GENERAL SERVICES)
 1250 U STREET, NW,
 WASHINGTON, DC 20009


ARCHITECT

LANCE BAILEY & ASSOCIATES
 7600 GEORGIA AVENUE, NW
 WASHINGTON, DC 20012
 T: (301)565-2283 F: (301)565-2287

STRUCTURAL ENGINEER

MGV
 CONSULTING STRUCTURAL ENGINEER
 6239 EXECUTIVE BULEVARD
 NORTH BETHESDA, MD 20852-3906
 T: 301-816-0648 F: 301-816-0649
 www.mgvengineers.com

ELECTRICAL ENGINEER

GES
 GLOBAL ENGINEERING SOLUTION
 5225 WISCONSIN AVENUE, NW, SUITE 300
 WASHINGTON, DC 20015
 T: (202) 495-7746 F: (202) 495-7747

CIVIL ENGINEER

AMT
 10 G STREET, NE, SUITE # 430
 WASHINGTON, DC 20002
 T: (202) 289-4545 F: (202) 289-5051

ACOUSTICAL CONSULTANT

POLYSONICS
 405 BELLE AIR LANE
 WARRENTON, VA 20186
 T: (540) 341-4988 F: (540) 341-0909

SUBMISSION SCHEDULE	DATE
NO DESCRIPTION	

REVISION SCHEDULE	DATE
NO DESCRIPTION	

PROJECT:

**DYRS GYMNASIUM
RENOVATION**

1000 MOUNT OLIVET ROAD, NE
 WASHINGTON, DC 20002

SHEET TITLE:

**COLOR SCHEME
ELEVATIONS**

PROJECT NO: 1310

OCTOBER 12, 2015

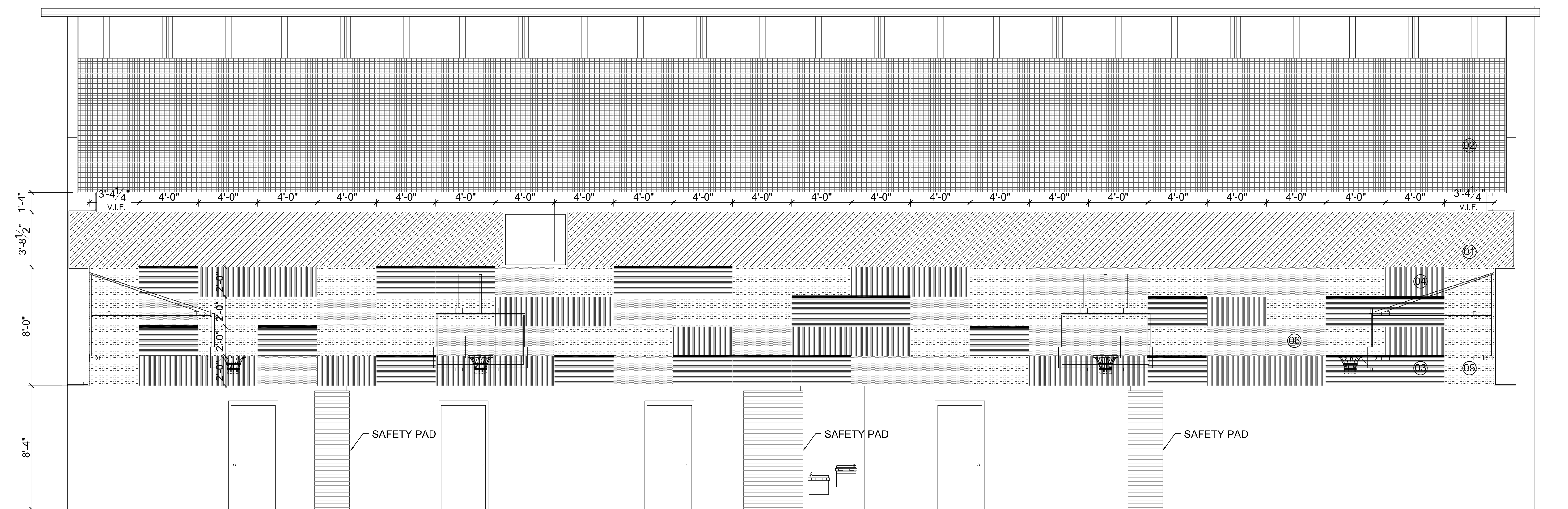
SCALE: AS NOTED

SHEET NO:

A02-01

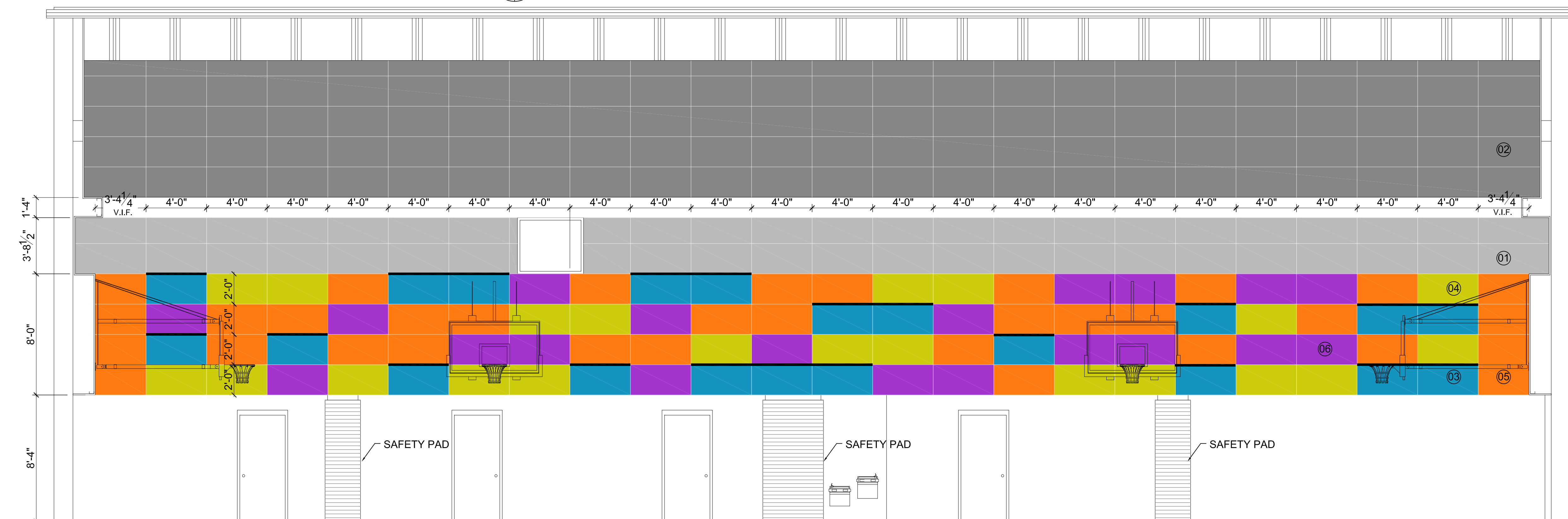
LEGEND

	01 TILE GREY		05 TILE ORANGE (1 1/2"+)
	02 TILE GREY DARK		06 TILE PURPLE (3"+)
	03 TILE BLUE (6"+)		07 WALL PAINT GREY
	04 TILE YELLOW (4 1/2"+)		08 WALL PAINT PURPLE
	STRIP LIGHTING		



**GRAPHICS SCHEME
NORTH ELEVATION**
SCALE: 1/4"=1'-0"

2
A02-03 | A02-03



**COLOR SCHEME
NORTH ELEVATION**
SCALE: 1/4"=1'-0"

1
A02-03 | A02-03

OWNER

DGS
THE DEPARTMENT OF
GENERAL SERVICES
DGS (DEPARTMENT OF GENERAL SERVICES)
1250 U STREET, NW,
WASHINGTON, DC 20009

ARCHITECT

LANCE BAILEY & ASSOCIATES
7600 GEORGIA AVENUE, NW
WASHINGTON, DC 20012
T: (301)565-2283 F: (301)565-2287

STRUCTURAL ENGINEER

MGV

CONSULTING STRUCTURAL ENGINEER
6239 EXECUTIVE BULEVARD
NORTH BETHESDA, MD 20852-3906
T: 301-816-0648 F: 301-816-0649
www.mgvengineers.com

ELECTRICAL ENGINEER

GES
GLOBAL ENGINEERING SOLUTION
5225 WISCONSIN AVENUE, NW, SUITE 300
WASHINGTON, DC 20015
T: (202) 495-7746 F: (202) 495-7747

CIVIL ENGINEER

AMT
10 G STREET, NE, SUITE # 430
WASHINGTON, DC 20002
T: (202) 289-4545 F: (202) 289-5051

ACOUSTICAL CONSULTANT

POLYSONICS
405 BELLE AIR LANE
WARRENTON, VA 20186
T: (540) 341-4988 F: (540) 341-0909

SUBMISSION SCHEDULE	DATE
NO	DESCRIPTION

REVISION SCHEDULE	DATE
NO	DESCRIPTION

PROJECT:

**DYRS GYMNASIUM
RENOVATION**

1000 MOUNT OLIVET ROAD, NE
WASHINGTON, DC 20002

SHEET TITLE:
**COLOR & GRAPHICS SCHEME
ELEVATIONS**

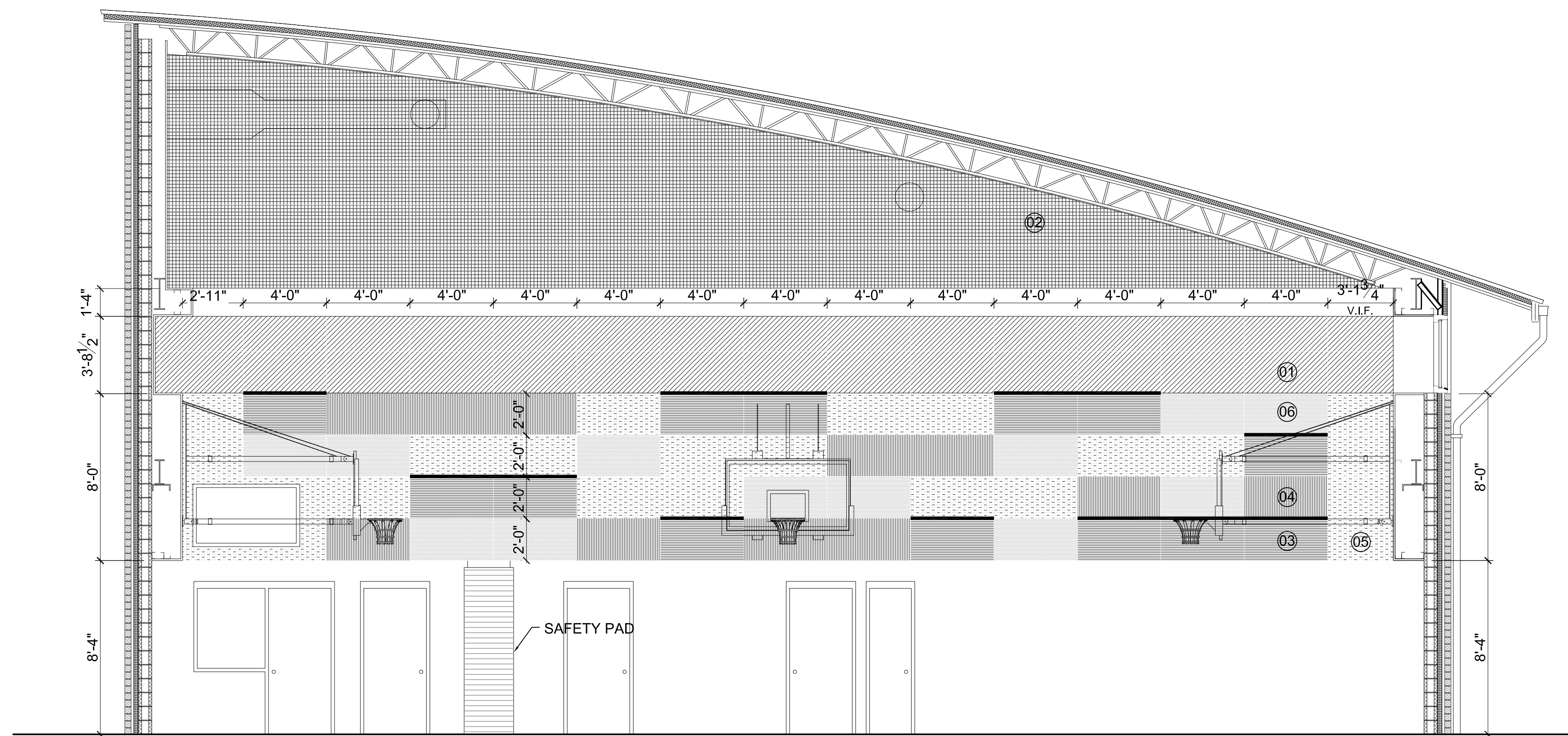
PROJECT NO: 1310

OCTOBER 12, 2015

SCALE: AS NOTED

SHEET NO:

A02-03



















GRAPHICS SCHEME
EAST ELEVATION

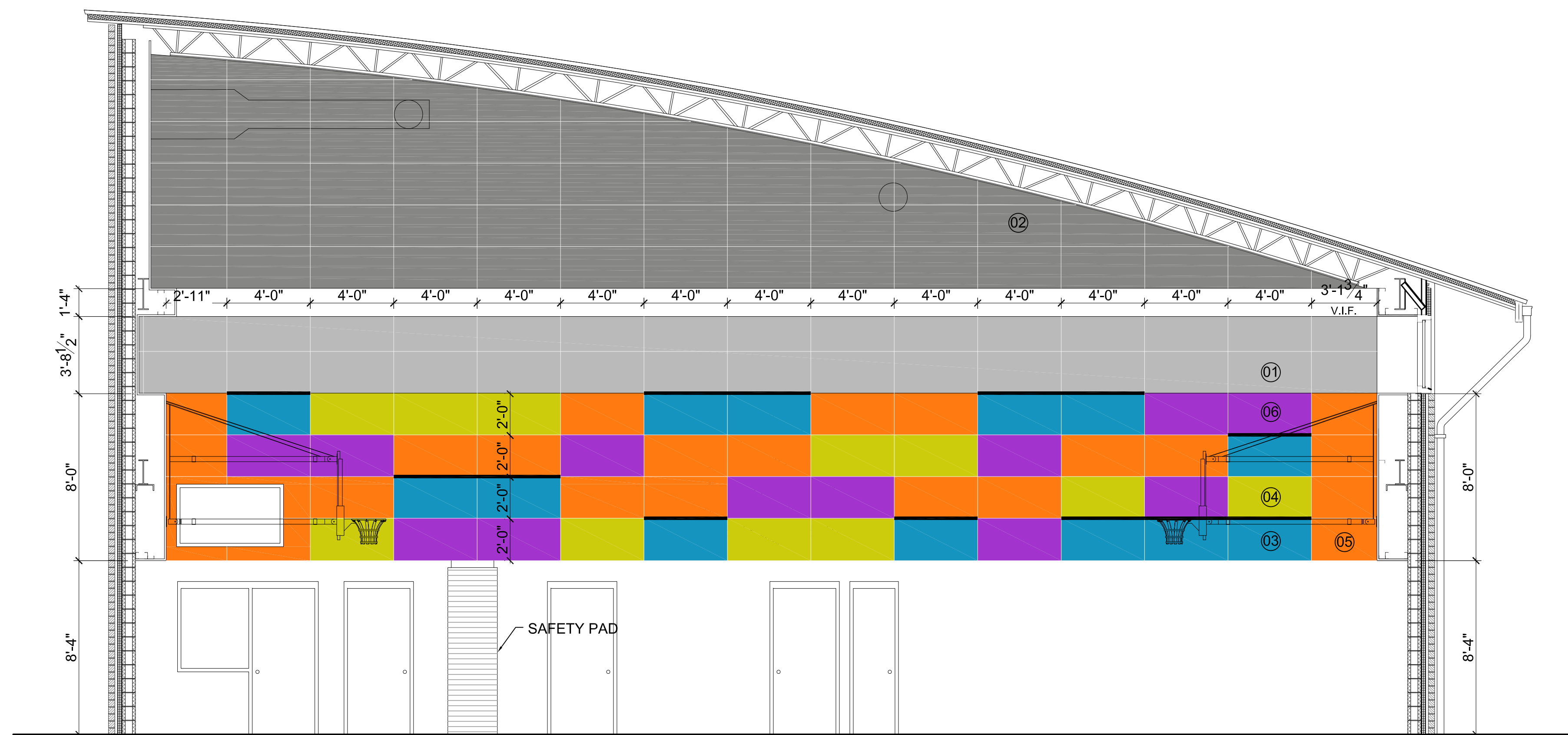
SCALE: 1/4"=1'-0"

2
A02-04 | A02-04

LEGEND

-   01 TILE GREY
-   02 TILE GREY DARK
-   03 TILE BLUE (6"+)
-   04 TILE YELLOW (4 1/2"+)
-   05 TILE ORANGE (1 1/2"+)
-   06 TILE PURPLE (3"+)
-   07 WALL PAINT GREY
-   08 WALL PAINT PURPLE


 STRIP LIGHTING



COLOR SCHEME
EAST ELEVATION

SCALE: 1/4"=1'-0"

1
A02-04 | A02-04


OWNER

DGS (DEPARTMENT OF GENERAL SERVICES)
1250 U STREET, NW,
WASHINGTON, DC 20009


ARCHITECT

LANCE BAILEY & ASSOCIATES
7600 GEORGIA AVENUE, NW
WASHINGTON, DC 20012
T: (301)565-2283 F: (301)565-2287

STRUCTURAL ENGINEER


CONSULTING STRUCTURAL ENGINEER
6239 EXECUTIVE BULEVARD
NORTH BETHESDA, MD 20852-3906
T: 301-816-0648 F: 301-816-0649
www.mgvengineers.com

ELECTRICAL ENGINEER

GLOBAL ENGINEERING SOLUTION
5225 WISCONSIN AVENUE, NW, SUITE 300
WASHINGTON, DC 20015
T: (202) 495-7746 F: (202) 495-7747

CIVIL ENGINEER

10 G STREET, NE, SUITE # 430
WASHINGTON, DC 20002
T: (202) 289-4545 F: (202) 289-5051

ACOUSTICAL CONSULTANT

405 BELLE AIR LANE
WARRENTON, VA 20186
T: (540) 341-4988 F: (540) 341-0909

SUBMISSION SCHEDULE	DATE
NO DESCRIPTION	

REVISION SCHEDULE	DATE
NO DESCRIPTION	

PROJECT:

**DYRS GYMNASIUM
RENOVATION**

1000 MOUNT OLIVET ROAD, NE
WASHINGTON, DC 20002

SHEET TITLE:
**COLOR & GRAPHICS SCHEME
ELEVATIONS**

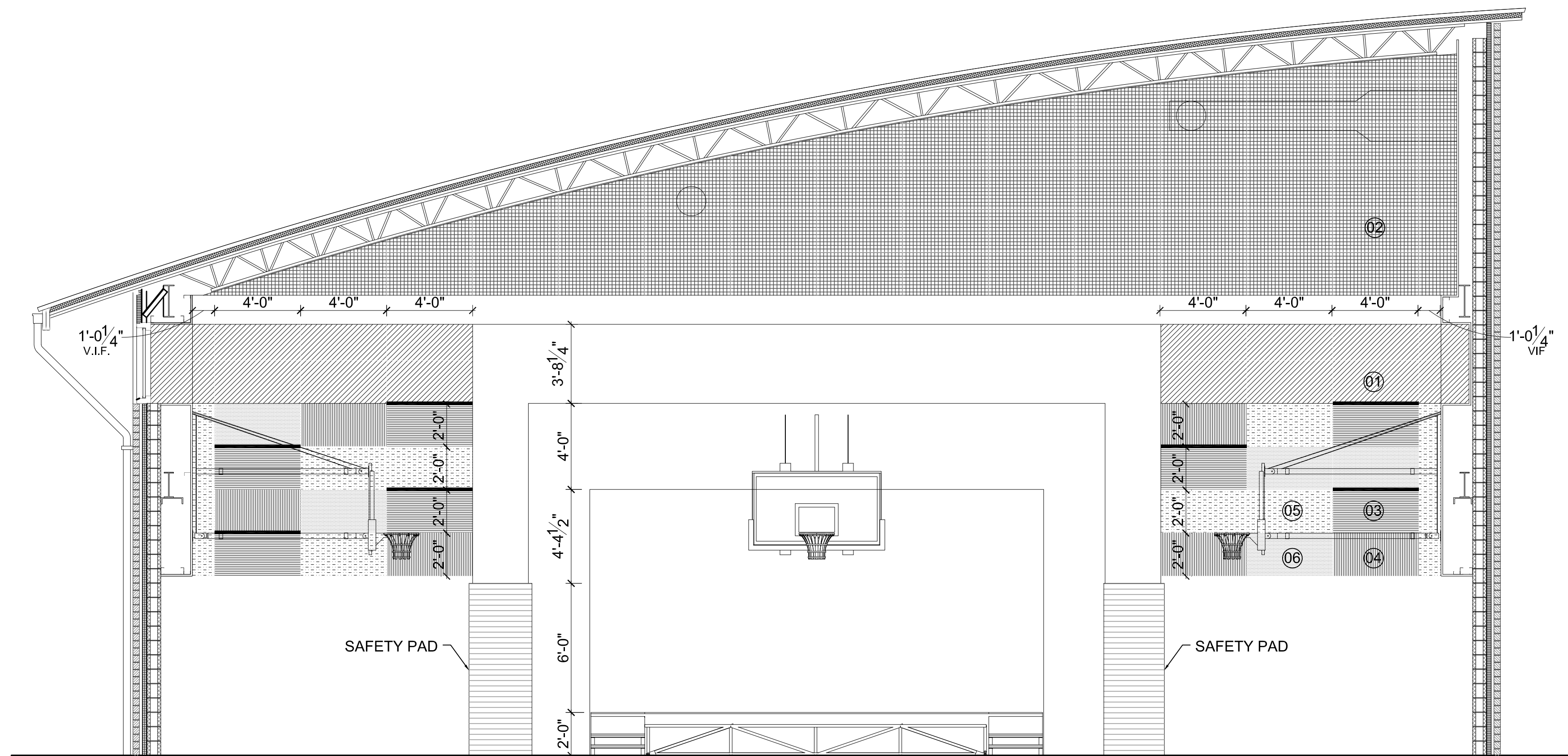
PROJECT NO: 1310

OCTOBER 12, 2015

SCALE: AS NOTED

SHEET NO:

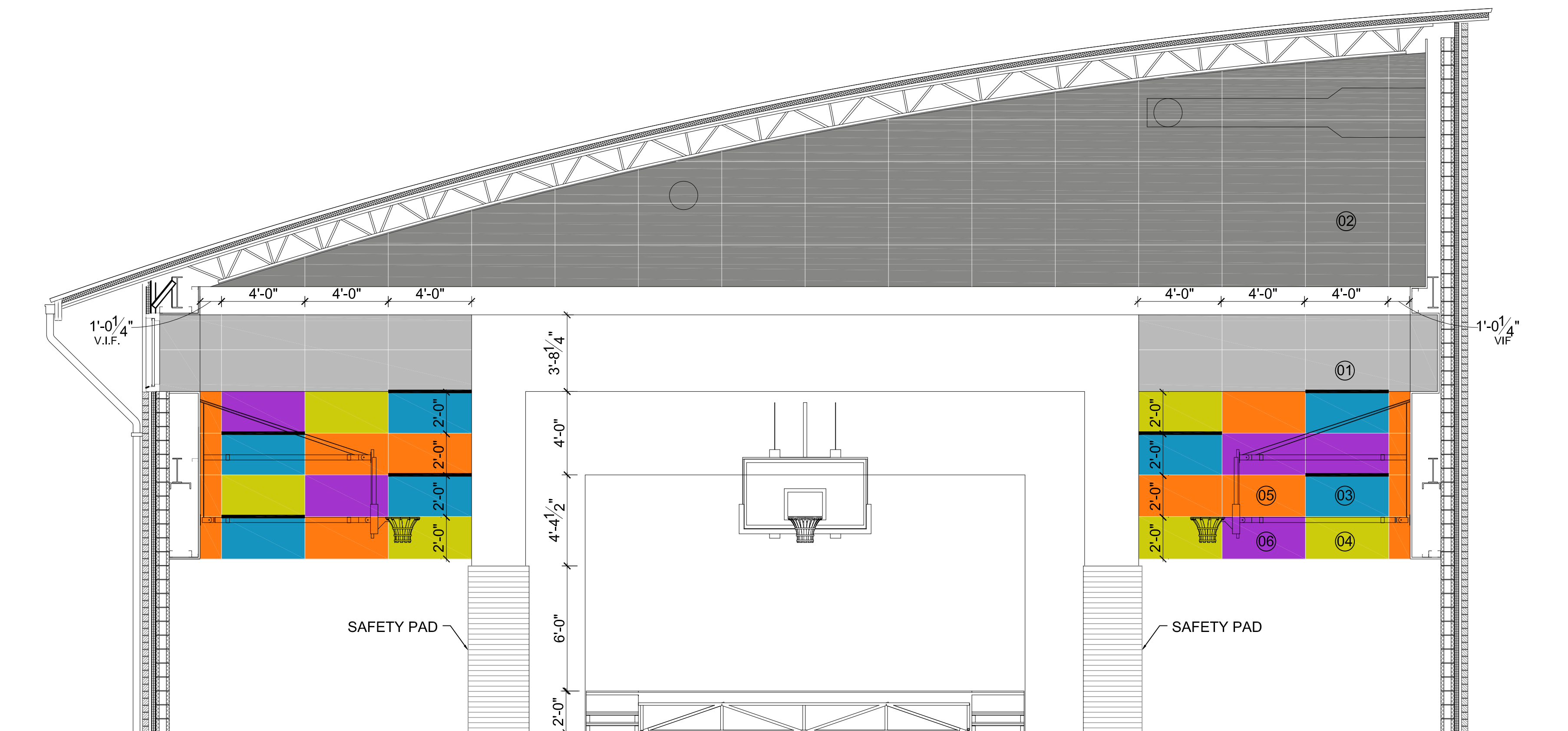
A02-04



GHAPHICS SCHEME
WEST ELEVATION

SCALE: 1/4"=1'-0"

2
A02-05 | A02-05



COLOR SCHEME
WEST ELEVATION

SCALE: 1/4"=1'-0"

1
A02-05 | A02-05

LEGEND

- 01 TILE GREY
- 02 TILE GREY DARK
- 03 TILE BLUE (6"+)
- 04 TILE YELLOW (4 1/2"+)
- 05 TILE ORANGE (1 1/2"+)
- 06 TILE PURPLE (3"+)
- 07 WALL PAINT GREY
- STRIP LIGHTING

OWNER

DGS
 THE DEPARTMENT OF
 GENERAL SERVICES
DGS (DEPARTMENT OF GENERAL SERVICES)
 1250 U STREET, NW,
 WASHINGTON, DC 20009

ARCHITECT

LBA
LANCE BAILEY & ASSOCIATES
 7600 GEORGIA AVENUE, NW
 WASHINGTON, DC 20012
 T: (301)565-2283 F: (301)565-2287

STRUCTURAL ENGINEER

MGV

CONSULTING STRUCTURAL ENGINEER
 6239 EXECUTIVE BULEVARD
 NORTH BETHESDA, MD 20852-3906
 T: 301-816-0648 F: 301-816-0649
 www.mgvengineers.com

ELECTRICAL ENGINEER

GES
GLOBAL ENGINEERING SOLUTION
 5225 WISCONSIN AVENUE, NW, SUITE 300
 WASHINGTON, DC 20015
 T: (202) 495-7746 F: (202) 495-7747

CIVIL ENGINEER

AMT
 10 G STREET, NE, SUITE # 430
 WASHINGTON, DC 20002
 T: (202) 289-4545 F: (202) 289-5051

ACOUSTICAL CONSULTANT

POLYSONICS
 405 BELLE AIR LANE
 WARRENTON, VA 20186
 T: (540) 341-4988 F: (540) 341-0909

SUBMISSION SCHEDULE	DATE
NO DESCRIPTION	

REVISION SCHEDULE	DATE
NO DESCRIPTION	

PROJECT:

**DYRS GYMNASIUM
RENOVATION**

1000 MOUNT OLIVET ROAD, NE
 WASHINGTON, DC 20002

SHEET TITLE:
**COLOR & GRAPHICS SCHEME
ELEVATIONS**

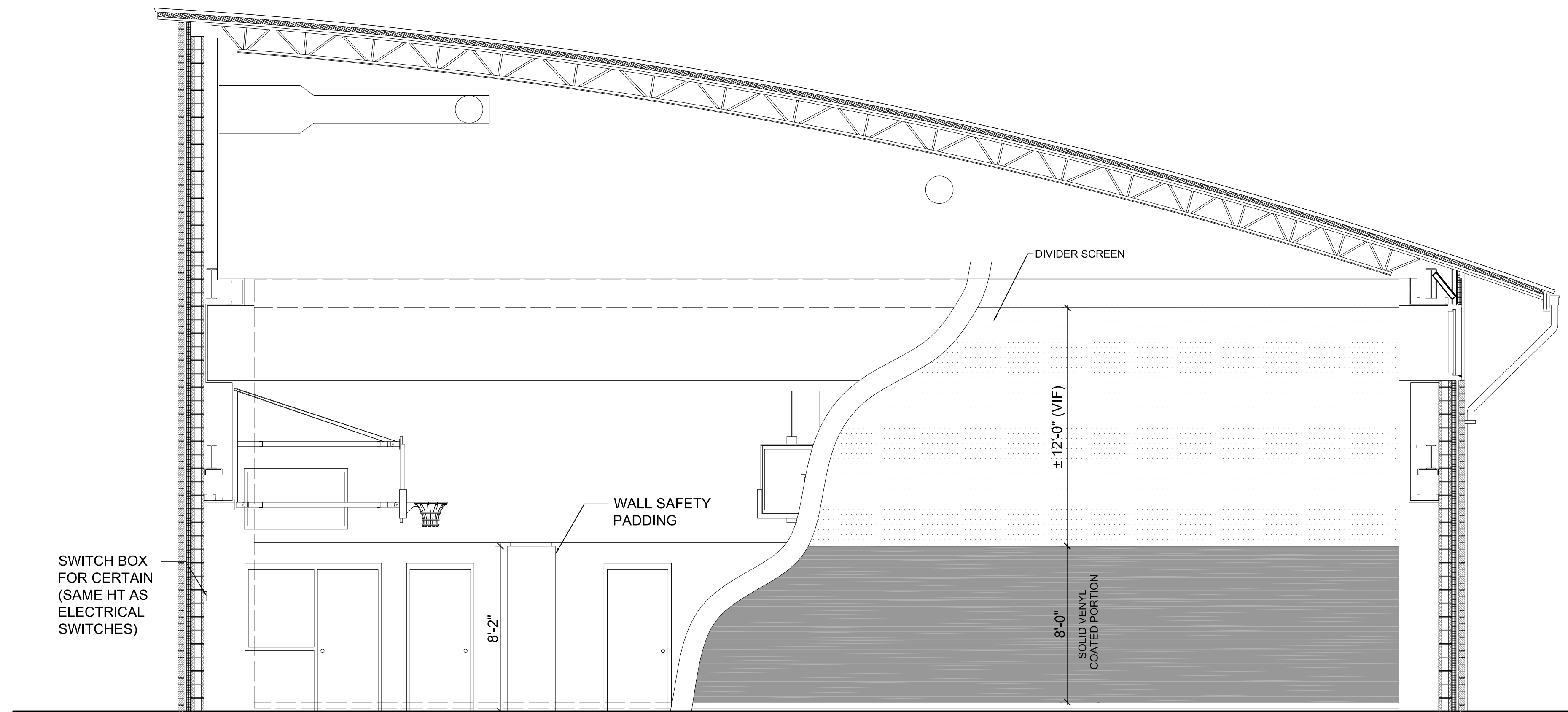
PROJECT NO: 1310

OCTOBER 12, 2015

SCALE: AS NOTED

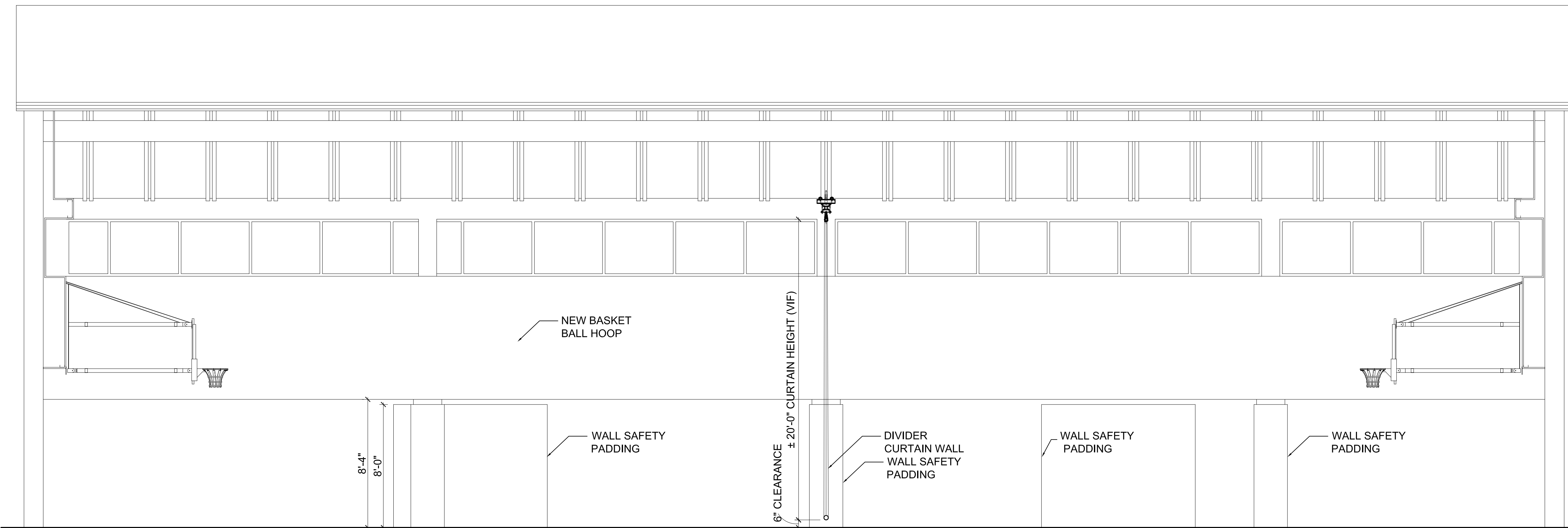
SHEET NO:

A02-05



BUILDING SECTION
SCALE: 1/4"=1'-0"

1
A01-01 | A02-06



BUILDING SECTION
SCALE: 1/4"=1'-0"

2
A01-01 | A02-06

OWNER
DGS
THE DEPARTMENT OF
GENERAL SERVICES
DGS (DEPARTMENT OF GENERAL SERVICES)
1250 U STREET, NW,
WASHINGTON, DC 20009

ARCHITECT
LBA
LANCE BAILEY & ASSOCIATES
7600 GEORGIA AVENUE, NW
WASHINGTON, DC 20012
T: (301)565-2283 F: (301)565-2287

STRUCTURAL ENGINEER
MGV
CONSULTING STRUCTURAL ENGINEER
6239 EXECUTIVE BULEVARD
NORTH BETHESDA, MD 20852-3906
T: 301-816-0648 F: 301-816-0649
www.mgvengineers.com

ELECTRICAL ENGINEER
GES
GLOBAL ENGINEERING SOLUTION
5225 WISCONSIN AVENUE, NW, SUITE 300
WASHINGTON, DC 20015
T: (202) 495-7746 F: (202) 495-7747

CIVIL ENGINEER
AMT
10 G STREET, NE, SUITE # 430
WASHINGTON, DC 20002
T: (202) 289-4545 F: (202) 289-5051

ACOUSTICAL CONSULTANT
POLYSONICS
405 BELLE AIR LANE
WARRENTON, VA 20186
T: (540) 341-4988 F: (540) 341-0909

SUBMISSION SCHEDULE	DATE
NO DESCRIPTION	

REVISION SCHEDULE	DATE
NO DESCRIPTION	

PROJECT:

**DYRS GYMNASIUM
RENOVATION**

1000 MOUNT OLIVET ROAD, NE
WASHINGTON, DC 20002

SHEET TITLE:

BUILDING SECTIONS

PROJECT NO: 1310

OCTOBER 12, 2015

SCALE: AS NOTED

SHEET NO:

A02-06

LEGEND

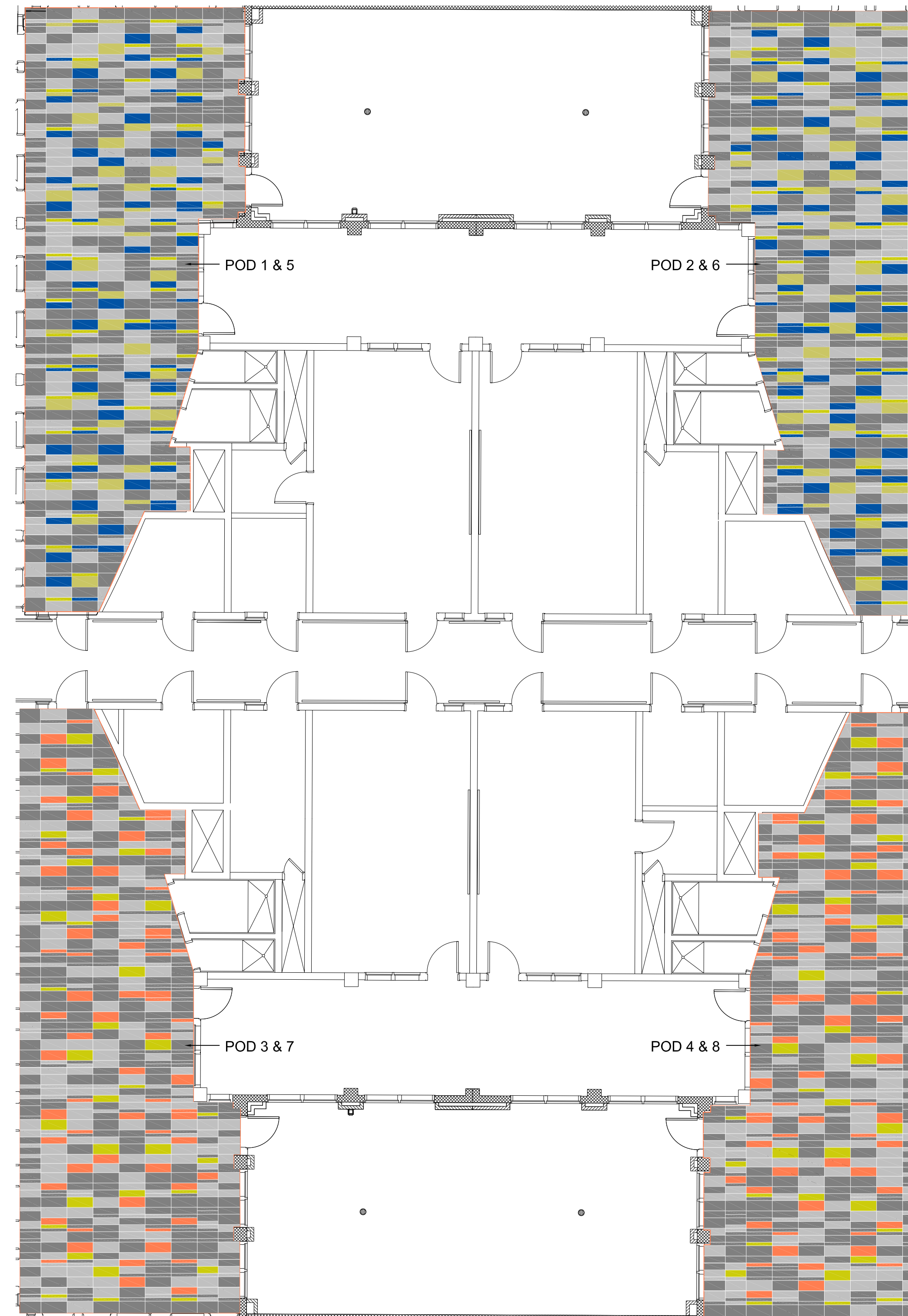
01	TILE GREY
02	TILE GREY DARK
03	TILE GREEN
03	TILE ORANGE
04	TILE BLUE
05	TILE YELLOW

FLOOR FINISH

F01 FASOLPLUS - VINYL TILE RESIDENCE POD FLOOR FINISH


NOTE:


THE DRAWING REPRESENTS THE FLOOR PATTERN. CONTRACTOR IS REQUIRED TO USE THE CAD DRAWINGS TO DEVELOP THE SHOP DRAWINGS WITH PATTERN AND DIMENSIONS.




FLOOR PLAN AT
RESIDENCE POD
SCALE: 1/8"=1'-0"

1
A04-01 | A04-01

OWNER

DGS
 THE DEPARTMENT OF
 GENERAL SERVICES
DGS (DEPARTMENT OF GENERAL SERVICES)
 1250 U STREET, NW,
 WASHINGTON, DC 20009


ARCHITECT

LANCE BAILEY & ASSOCIATES
 7600 GEORGIA AVENUE, NW
 WASHINGTON, DC 20012
 T: (301)565-2283 F: (301)565-2287

STRUCTURAL ENGINEER


CONSULTING STRUCTURAL ENGINEER
 6239 EXECUTIVE BULEVARD
 NORTH BETHESDA, MD 20852-3906
 T: 301-816-0648 F: 301-816-0649
 www.mgvengineers.com

ELECTRICAL ENGINEER

GLOBAL ENGINEERING SOLUTION
 5225 WISCONSIN AVENUE, NW, SUITE 300
 WASHINGTON, DC 20015
 T: (202) 495-7746 F: (202) 495-7747

CIVIL ENGINEER

 10 G STREET, NE, SUITE # 430
 WASHINGTON, DC 20002
 T: (202) 289-4545 F: (202) 289-5051

ACOUSTICAL CONSULTANT

POLYSONICS
 405 BELLE AIR LANE
 WARRENTON, VA 20186
 T: (540) 341-4988 F: (540) 341-0909

SUBMISSION SCHEDULE	DATE
NO DESCRIPTION	

REVISION SCHEDULE	DATE
NO DESCRIPTION	

PROJECT:

DYRS GYMNASIUM RENOVATION

1000 MOUNT OLIVET ROAD, NE
 WASHINGTON, DC 20002

SHEET TITLE:

FLOOR PATTERN & COLOR SCHEMES PODS 1,2,3 & 4

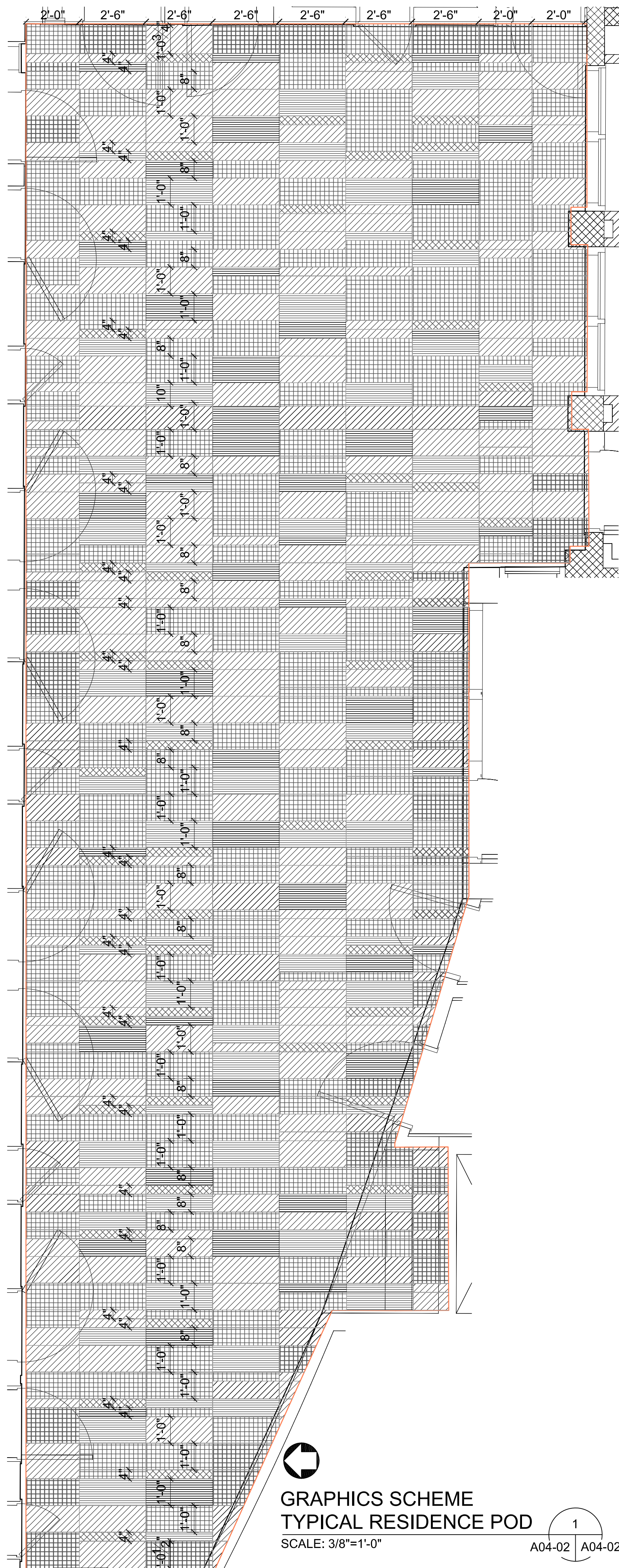
PROJECT NO: 1310


OCTOBER 12, 2015

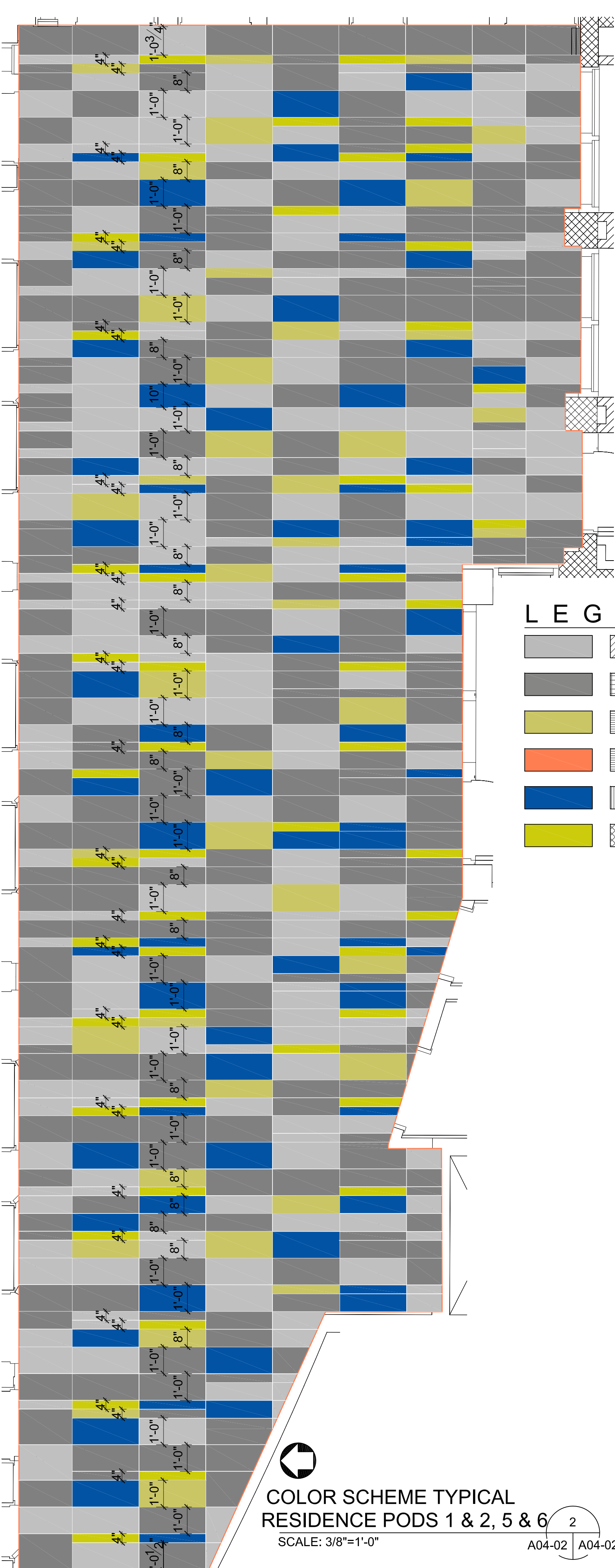
SCALE: AS NOTED


SHEET NO:

A04-01

















**GRAPHICS SCHEME
TYPICAL RESIDENCE POD**
 SCALE: 3/8"=1'-0"
 A04-02 1 A04-02

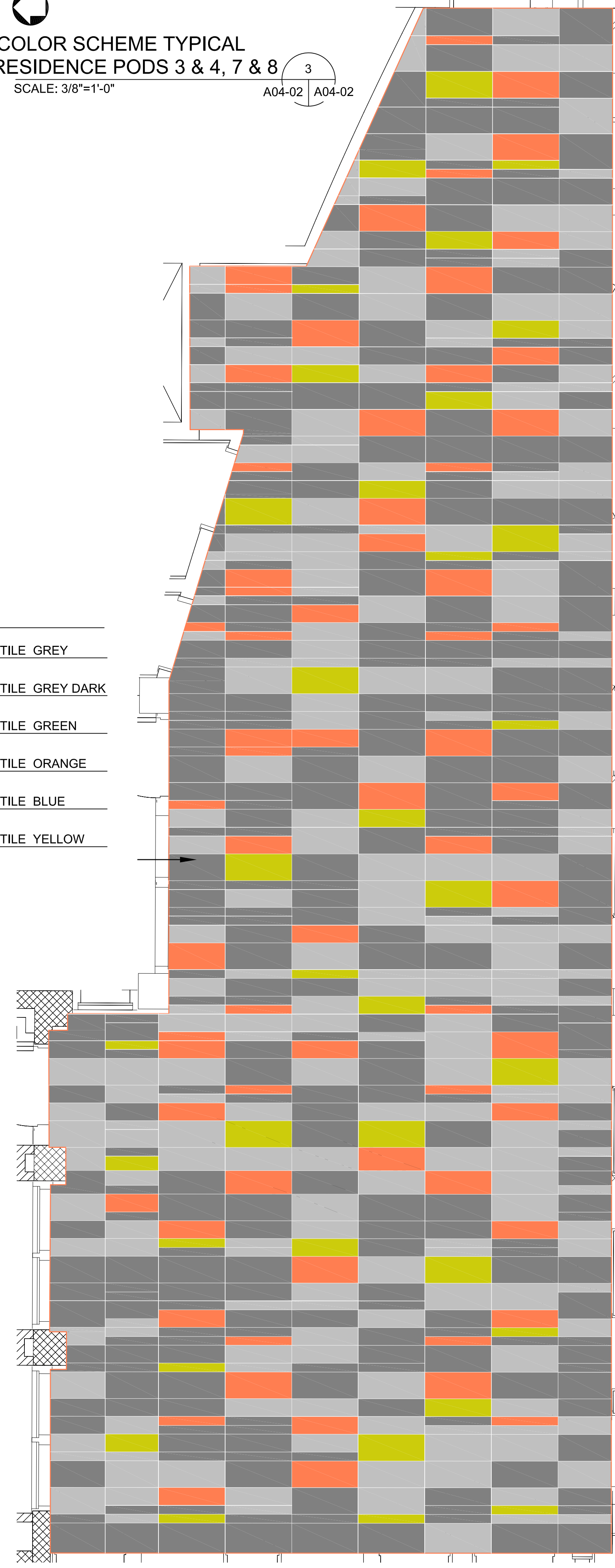




**COLOR SCHEME TYPICAL
RESIDENCE PODS 1 & 2, 5 & 6**
 SCALE: 3/8"=1'-0"
 A04-02 2 A04-02


LEGEND


		01 TILE GREY
		02 TILE GREY DARK
		03 TILE GREEN
		03 TILE ORANGE
		04 TILE BLUE
		05 TILE YELLOW



**COLOR SCHEME TYPICAL
RESIDENCE PODS 3 & 4, 7 & 8**
 SCALE: 3/8"=1'-0"
 A04-02 3 A04-02



OWNER

DGS
 THE DEPARTMENT OF
 GENERAL SERVICES
DGS (DEPARTMENT OF GENERAL SERVICES)
 1250 U STREET, NW,
 WASHINGTON, DC 20009

ARCHITECT

LANCE BAILEY & ASSOCIATES
 7600 GEORGIA AVENUE, NW
 WASHINGTON, DC 20012
 T: (301)565-2283 F: (301)565-2287

STRUCTURAL ENGINEER

CONSULTING STRUCTURAL ENGINEER
 6239 EXECUTIVE BULEVARD
 NORTH BETHESDA, MD 20852-3906
 T: 301-816-0648 F: 301-816-0649
 www.mgvengineers.com

ELECTRICAL ENGINEER

GLOBAL ENGINEERING SOLUTION
 5225 WISCONSIN AVENUE, NW, SUITE 300
 WASHINGTON, DC 20015
 T: (202) 495-7746 F: (202) 495-7747

CIVIL ENGINEER

AMT
 10 G STREET, NE, SUITE # 430
 WASHINGTON, DC 20002
 T: (202) 289-4545 F: (202) 289-5051
 ACOUSTICAL CONSULTANT

POLYSONICS
 405 BELLE AIR LANE
 WARRENTON, VA 20186
 T: (540) 341-4988 F: (540) 341-0909

SUBMISSION SCHEDULE	DATE
NO DESCRIPTION	
REVISION SCHEDULE	DATE
NO DESCRIPTION	

PROJECT:
**DYRS GYMNASIUM
RENOVATION**

1000 MOUNT OLIVET ROAD, NE
 WASHINGTON, DC 20002

SHEET TITLE:
**FLOOR PATTERN COLOR &
GRAPHICS SCHEMES FOR PODS**

PROJECT NO: 1310
 OCTOBER 12, 2015

SCALE: AS NOTED
 SHEET NO:

A04-02