




# Lafayette Recreation Center Community Meeting # 2 January 17, 2018





# AGENDA

1. Community Meeting Review
2. Survey Recap
3. Survey Takeaways
4. Question & Answer
5. Next Steps
6. Project Points of Contact



## FIRST MEETING – THINGS WE HEARD

1. Much interest in keeping the facility small to maximize available green space (new facility should be no larger than 1500 SF)
2. New facility should be designed in context with the neighborhood and be as environmentally innovative as possible.
3. Erosion and storm-water is a huge issue on the site and should be considered carefully moving forward.
4. Site needs new water fountains that work properly.
5. Playground could use lighting similar to Friendship bollard lighting.
6. Tree preservation is a high priority.
7. Community members (generally) directly next to the park prefer no athletic court lighting.
8. Community wishes to see survey results prior to any conceptual work being completed.
9. Community wants a clear understanding of what is included in the scope of work for this project.



# SURVEY RESULTS

Q1. How close is your residence to Lafayette Recreation Center?

ANSWER CHOICES	RESPONSES	
Less than a 5-minute walk	43.42%	99
½ mile or less	22.37%	51
1 mile or less	16.67%	38
Directly adjacent to	9.65%	22
5 miles or less	7.46%	17
More than 5 miles	0.44%	1
Outside the District	0.00%	0
TOTAL		228

# SURVEY RESULTS

Q2. How often do you visit Lafayette Park and Recreation Center?

ANSWER CHOICES	RESPONSES	
Multiple times a week	38.60%	88
At least 1 time a day	18.86%	43
Once a week	16.67%	38
Multiple times a day	11.84%	27
Once a month	6.58%	15
Once every few months	6.14%	14
I do not use the park	1.32%	3
TOTAL		228

# SURVEY RESULTS

Q3. What amenities do you and/or your family members use at Lafayette Park and Recreation Center? (select all that apply)

ANSWER CHOICES	RESPONSES	
Playground	79.39%	181
Tennis courts	61.84%	141
Splash pad	51.32%	117
Picnic areas	46.93%	107
Basketball court	41.23%	94
Other (please specify)	30.26%	69
Recreation Center / Recreation Center Programming	14.91%	34
I do not currently use the park or recreation center	2.19%	5
Total Respondents: 228		

SURVEY RESULTS

Q3. Other?

Field	<div><div></div></div>	42.03%	29
Walking	<div><div></div></div>	37.68%	26
Track	<div><div></div></div>	18.84%	13
Green Space	<div><div></div></div>	13.04%	9
Open Space	<div><div></div></div>	13.04%	9
Paths	<div><div></div></div>	11.59%	8
Rec Center	<div><div></div></div>	7.25%	5
Grassy Area	<div><div></div></div>	5.80%	4
Ping Pong	<div><div></div></div>	2.90%	2
Tennis Courts	<div><div></div></div>	2.90%	2

# SURVEY RESULTS

Q4. If you don't currently use Lafayette Recreation Center, what keeps you from coming?

- Lack of information about what's going on at the Rec Center.
- Nothing for me (kids are grown, lack of programming).
- Building is outdated (gross) and bathrooms are in poor condition.
- Building isn't open enough.
- Location isn't convenient.
- I only use the outdoor space.



# SURVEY RESULTS

Q5. What activities do you and/or your family members do at Lafayette Park and Recreation Center?

ANSWER CHOICES	RESPONSES	
Playground	75.00%	171
Community events	50.44%	115
Splash pad	50.00%	114
Non-team sports	40.35%	92
Other (please specify)	31.58%	72
Basketball	30.26%	69
Child sports leagues (e.g. soccer, softball)	30.26%	69
Summer camps	28.95%	66
Afterschool programs	28.07%	64
I do not use the park or recreation center	3.51%	8

# SURVEY RESULTS

## Q5. Other?

Walking	<div><div></div></div>	44.44%	32
Tennis	<div><div></div></div>	31.94%	23
Play	<div><div></div></div>	19.44%	14
Running	<div><div></div></div>	6.94%	5
Baseball	<div><div></div></div>	5.56%	4
Neighbors	<div><div></div></div>	4.17%	3
Open Space	<div><div></div></div>	2.78%	2
Dogwalking	<div><div></div></div>	2.78%	2
Exercise	<div><div></div></div>	2.78%	2
Casual	<div><div></div></div>	2.78%	2

# SURVEY RESULTS

Q6. What do you like most about Lafayette Recreation Center as it is now?

- That it's small and unobtrusive, not taking away from the green space.
- Location in the neighborhood and within the park.
- Access to Restrooms.
- Playgrounds.
- Tennis Courts.
- Flexible, multi-purpose outdoor green space that's not overly programmed.



# SURVEY RESULTS

Q7. What do you like least about Lafayette Recreation Center as it is now?

- Park amenities, including sport courts, can't be used after dark because of lack of lighting.
- Restrooms need to be updated and expanded.
- Existing facility is old and outdated.
- Existing facility is too small to accommodate programming that community wants.
- Too many dogs running off-leash.











# SURVEY RESULTS

Q8. What amenities should the new Lafayette Recreation Center provide?

ANSWER CHOICES	RESPONSES	
Flexible athletic space (dance, zumba, etc.)	57.02%	130
Other (please specify)	56.58%	129
Community meeting space	53.95%	123
Fitness room (that includes fitness equipment)	33.77%	77
Small kitchen	28.07%	64
Indoor performance space	23.25%	53
Student study areas	17.54%	40
Reading room	14.91%	34
Teen lounge	13.60%	31
Computer lounge	8.33%	19
Senior lounge	8.33%	19
Locker rooms	7.46%	17

# SURVEY RESULTS

## Q8. Other?

Basketball Court		29.46%	38
Lighting for the Playground		29.46%	38
Bathrooms		21.71%	28
Space		15.50%	20
Park		14.73%	19
Community Center		12.40%	16
Room		6.98%	9
Outdoor		6.98%	9
Amenities		3.88%	5
Restrooms		3.88%	5



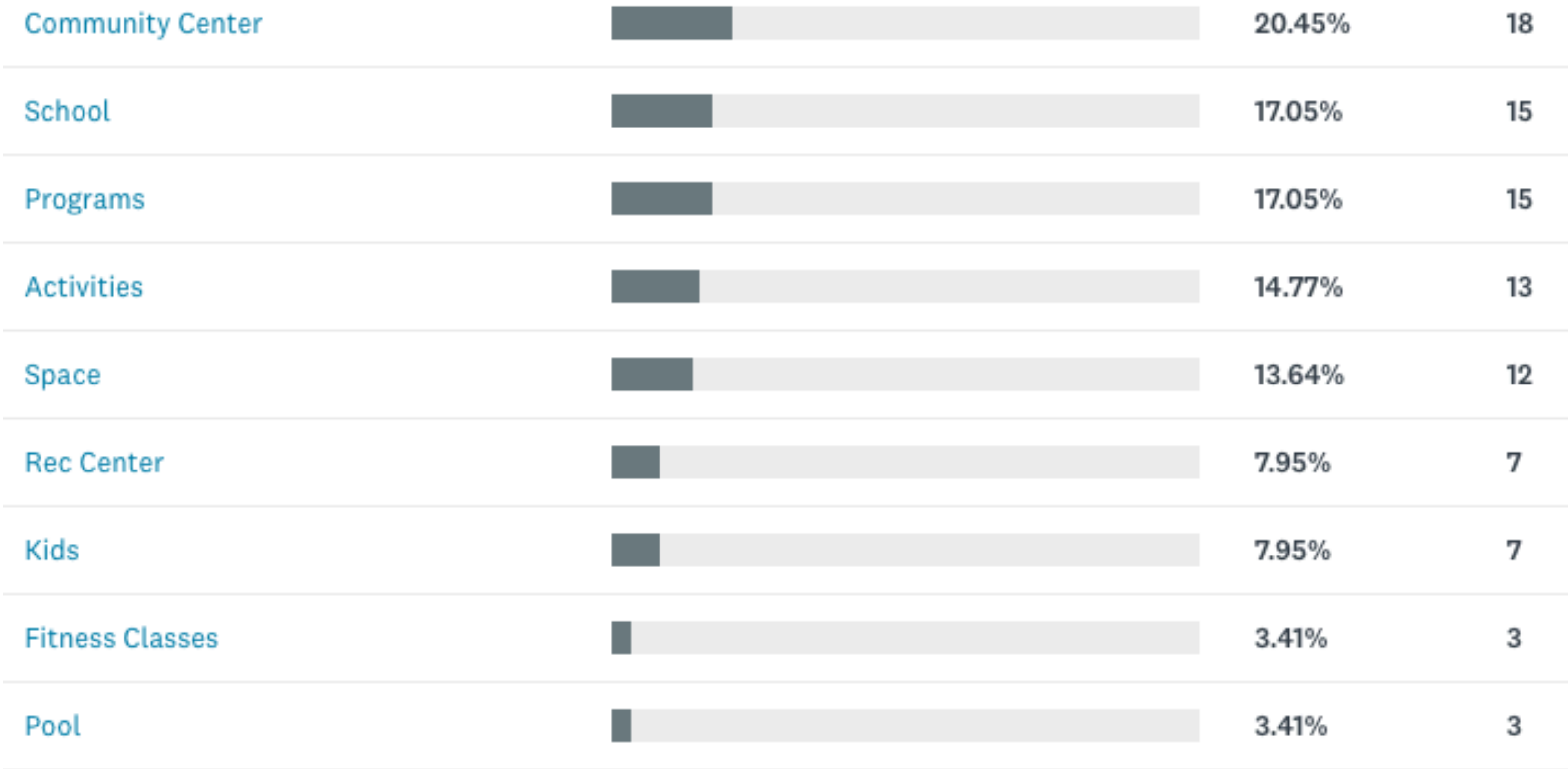
# SURVEY RESULTS

Q9. What types of programs should be offered at Lafayette Recreation Center?

ANSWER CHOICES	RESPONSES	
Yoga	52.19%	119
Art classes	51.75%	118
Co-operative play program	39.91%	91
Dance classes	38.60%	88
Other (please specify)	38.16%	87
Educational cooking classes	29.82%	68
Gymnastics	29.82%	68
Film screenings	25.44%	58
Reading/poetry club	13.16%	30
Bridge	6.58%	15
Bingo	5.70%	13

SURVEY RESULTS

Q9. Other?



# SURVEY RESULTS

Q10. What is your preference for the future of the existing Lafayette Recreation Center?  
Please note that the current size of the facility, not including the front porch, is 670 SF.

ANSWER CHOICES	RESPONSES	
New Construction (existing facility is demolished. New facility is constructed in the same vicinity of the existing building. The size of the new facility will be based on additional community input)	43.42%	99
Modernization of the existing facility (existing facility remains and is completely renovated, INCLUDING an addition or annex that expands the size of the facility. The size of the addition will be based on additional community input)	23.68%	54
Stabilization of the existing facility (existing facility remains and is completely renovated with the footprint remaining the same; building is NOT increased in size)	19.74%	45
Other (please specify)	13.16%	30
Total Respondents: 228		



# SURVEY RESULTS

Q11. What are you preferred art features for the new facility?

ANSWER CHOICES	RESPONSES	
'Green' wall (e.g. Vegetative Wall)	42.98%	98
Murals	38.60%	88
Historical photographs	37.72%	86
Photography	27.63%	63
Mosaics	25.88%	59
Sculpture	25.00%	57
No opinion	20.18%	46
Paintings	19.30%	44
Lighting as art	16.67%	38
Other (please specify)	9.21%	21
Prefer not to have art features	8.77%	20

# SURVEY RESULTS

Q12. What are you preferred landscape features for this project?

ANSWER CHOICES	RESPONSES	
Trees	68.86%	157
Shrubbery	53.07%	121
Grass	49.56%	113
Gardens	46.93%	107
Flowers	45.18%	103
Seasonal landscaping	40.35%	92
Other (please specify)	19.30%	44
No opinion	11.40%	26
Total Respondents: 228		

# SURVEY RESULTS

Q13. What is your age range?

ANSWER CHOICES	RESPONSES	
35-49	57.89%	132
50-64	22.37%	51
65+	10.96%	25
25-34	5.70%	13
Prefer not to answer	2.19%	5
17 or younger	0.44%	1
18 24	0.44%	1
TOTAL		228

# SURVEY RESULTS

Q14. If applicable, how many children under the age of 18 live in your home?

ANSWER CHOICES	RESPONSES	
2	46.49%	106
0	23.68%	54
1	15.79%	36
3	12.72%	29
4	1.32%	3
5+	0.00%	0
Total Respondents: 228		



## SURVEY RESULTS – TOP 6

1. 75% of people who took survey live within walking distance from existing facility.
2. Majority of people who took the survey visit the park at least once per week.
3. Almost 80% of people who took the survey are ages 35-65.
4. Majority prefers new construction of a small, innovative community center that has accessible restrooms.
5. Community enjoys their flexible, open green space. DO NOT infringe upon it!
6. Many people feel the existing recreation center offers nothing for them, specifically adult programming.

# QUESTION & ANSWER





## NEXT STEPS

1. Community Meeting – Feb 2018
  - i. Presentation of initial massing design based on site constraints and community feedback
2. Additional Community Meetings – Spring through Summer 2018
3. Design: October 2017-June 2018
4. Permit: June 2018 to October 2018
5. Construction: October 2018 to July 2019



## POINTS OF CONTACT

### **Department of General Services**

Jackie Stanley, Community Outreach  
Coordinator

[jackie.stanley@dc.gov](mailto:jackie.stanley@dc.gov)

### **Department of Parks and Recreation**

Brent Sisco, Landscape Architect

[brent.sisco@dc.gov](mailto:brent.sisco@dc.gov)

### **Project Website**

[www.dgs.dc.gov/page/lafayette-recreation-center-modernization](http://www.dgs.dc.gov/page/lafayette-recreation-center-modernization)