Soil and Land Use Technology, Inc.
1818 New York Ave. NE, Ste 231, Washington, DC 20002 Telephone: (301) 595-3783
www.salutinc.com

August 2, 2019

Department of General Services
Office of Safety and Health, Facilities Division
2000 14th Street NW, 5th Floor
Washington, DC 20009

Subject: PIP Playground Closures until further Evaluations
Cardozo Education Campus (#023) – 1200 Clifton St. NW, Washington, DC 20009
Thomson Elementary School (#186) – 1200 L St. NW, Washington, DC 20005
Aiton Elementary School (#365) – 533 48th Pl. NE, Washington, DC 20019

Beginning on June 21, 2019, Soil and Land Use Technology, Inc. (SaLUT) Industrial Hygienists (IH) conducted lead testing at 82 different DC schools having poured-in-place (PIP) playground surfaces. These playgrounds are maintained by the Department of General Services (DGS). Most of these 82 schools had multiple, separate playgrounds on their properties. To date, SaLUT has received the laboratory analysis and have reviewed the analysis for 49 schools. Based on the review of the results received, beginning on July 18, 2019, additional secondary evaluations were conducted to provide further confirmation of results of previously collected sample data as recommended by the SaLUT Certified Industrial Hygienist (CIH) including source identification efforts, interim risk assessments, and confirmation of data. This process will be continued as data is received from the laboratory. Laboratory data will be tabulated and compared to field data, site photos, site CAD drawings, and field notes. Select SaLUT teams have been and will continue to be dispatched, under the supervision of the SaLUT CIH to conduct additional, inspections, specific testing, and evaluations.

Site Descriptions

Cardozo Education Campus has a total of one playground (PG). This PG is a fenced daycare PG principally used for the Expecting and Parenting Students Program. These children will typically be children under 4 years of age. The PG is about 30’ by 30’ and incorporates eight different colors in the PIP. This PG backs up to the school on one side, stairs and entryway on another, a wall (mostly consisting of a short brick wall), with the final side fenced in with a lockable door.

Thomson Elementary School has a total of four PGs, one on each floor. The top floor PG seems to be mostly used as a vegetable garden and lunch area. Students, teachers and staff may frequent this area to tend to the plants, eat meals, or just relax. There are metal doors providing ingress that have various degrees of peeling paint on the door sides and some on the door themselves. The PG is an irregular, somewhat L-shaped polygon whose longest side is approximately 60’ and the remaining sides are approximately 40’, 30’, 30’, and 30’. The PIP consists of 2 colors. A blue PIP occupies along all of the walls at approximately 3’ deep. The

interior PIP is a red/black color and occupies a majority of the PG's space.

Aiton Elementary School has a total of 3 PGs located mostly in open areas on asphalt and cement areas. Of the three PGs, PG #A, is the southernmost and isolated from and furthest away from the other two. PG #A has a covering of green/black PIP and occupies an approximate 1110 ft^2 area.

Methodology

The methodology for the onsite and laboratory testing is detailed in the *Poured-in-Place Playground Surfacing Testing Protocol*, dated June 27, 2019. In general, the following was conducted:

- Site reconnaissance
- Sampling layout and photograph documentation
- Lead screening with X-Ray Fluorescence (XRF)
- Collection of dust wipe samples
- Collection of bulk samples
- Field notes and sample documentation
- Laboratory Analysis of bulk samples using Flame Atomic Absorption (Flame AA) on rinsate (wash) and cleaned bulk rubber material
- XRF of the collected dust-wipes
- Quality Control (QC) and Quality Assurance (QA)
- Data entry, initial analysis, and reporting

The results of the testing are tabulated below.

Results

Table 1: Results of the Bulk Sampling and Rinsate Analysis

School Name	SaLUT Sample ID	Bulk Rubber Results (ppm)	Rinsed Dust Results (ppm)
Aiton ES (365)	190709-DJF-365-B-1	48	870
Aiton ES (365)	190709-DJF-365-B-2	36	490
Aiton ES (365)	190709-DJF-365-B-3	42	770
Aiton ES (365)	190709-DJF-365-B-4	110	1600
Aiton ES (365)	190709-DJF-365-B-5	34	240
Aiton ES (365)	190709-DJF-365-B-6	16	240
Aiton ES (365)	190709-DJF-365-B-7	<16	110
Aiton ES (365)	190709-DJF-365-B-8	<14	130
Aiton ES (365)	190709-DJF-365-B-9	23	160
Aiton ES (365)	190709-DJF-365-B-10	25	210
Aiton ES (365)	190709-DJF-365-B-11	30	140
Aiton ES (365)	190709-DJF-365-B-12	16	<180
Thomson ES (186)	190710-SMD-186-B-1	300	340
Thomson ES (186)	190710-SMD-186-B-2	180	290

School Name	SaLUT Sample ID	Bulk Rubber Results (ppm)	Rinsed Dust Results (ppm)
Thomson ES (186)	190710-SMD-186-B-3	300	370
Thomson ES (186)	190710-SMD-186-B-4	<6.9	80
Thomson ES (186)	190710-SMD-186-B-5	<15	<190
Thomson ES (186)	190710-SMD-186-B-6	<11	<100
Thomson ES (186)	190710-SMD-186-B-7	<12	94
Thomson ES (186)	190710-SMD-186-B-8	<8.6	<100
Thomson ES (186)	190710-SMD-186-B-9	<10	<99
Thomson ES (186)	190710-SMD-186-B-10	<11	100
Thomson ES (186)	190710-SMD-186-B-11	<9.3	<120
Thomson ES (186)	190710-SMD-186-B-12	<8.6	120
Thomson ES (186)	190710-SMD-186-B-13	<10	<170
Thomson ES (186)	190710-SMD-186-B-14	<7.7	<65
Thomson ES (186)	190710-SMD-186-B-15	<7.7	<110
Thomson ES (186)	190710-SMD-186-B-16	<11	100
Thomson ES (186)	190710-SMD-186-B-17	<16	<100
Cardozo EC (023)	190712-DJF-023-B-1	<12	<390
Cardozo EC (023)	190712-DJF-023-B-2	<14	<260
Cardozo EC (023)	190712-DJF-023-B-3	32	110
Cardozo EC (023)	190712-DJF-023-B-4	34	600
Cardozo EC (023)	190712-DJF-023-B-5	18	300
Cardozo EC (023)	190712-DJF-023-B-6	<15	<180
Cardozo EC (023)	190712-DJF-023-B-7	<13	<110
Cardozo EC (023)	190712-DJF-023-B-8	<15	<260
Cardozo EC (023)	190712-DJF-023-B-9	<11	<230
Cardozo EC (023)	190712-DJF-023-B-10	<13	<370
Cardozo EC (023)	190712-DJF-023-B-11	<20	250
Cardozo EC (023)	190712-DJF-023-B-12	42	370

Analyzed using EPA 7000B Flame Atomic Absorption
ppm-parts per million

Table 2: Results of the XRF Screening

School	Date	Duration* (Secs)	SaLUT Sample ID	Pb (ppm)	Pb Error +/- (ppm)
Aiton ES (365)	7/9/19	200	190709-ddn-365-x-1	52.53	5.84
Aiton ES (365)	7/9/19	200	190709-ddn-365-x-2	41.41	5.09
Aiton ES (365)	7/12/19	200	191207-ddn-365-x-3	55.24	9.09
Aiton ES (365)	7/12/19	200	191207-ddn-365-x-4	40.73	8.01
Aiton ES (365)	7/12/19	200	191207-ddn-365-x-5	14.7	7.8
Aiton ES (365)	7/12/19	200	191207-ddn-365-x-6	16.55	6.24
Aiton ES (365)	7/12/19	200	191207-ddn-365-x-7	22.42	6.93
Aiton ES (365)	7/12/19	200	191207-ddn-365-x-8	26.95	7.05
Aiton ES (365)	7/12/19	200	191207-ddn-365-x-9	25.72	5.34
Aiton ES (365)	7/12/19	200	191207-ddn-365-x-10	26.79	5.9
Aiton ES (365)	7/12/19	200	191207-ddn-365-x-11	< LOD	7.97
Aiton ES (365)	7/9/19	200	190709-ddn-365-x-12	31.96	3.74
Cardozo EC (023)	7/12/19	200	190712-nsm-023-x-1	8.76	4.16
Cardozo EC (023)	7/12/19	200	190712-nsm-023-x-2	7.82	4.91
Cardozo EC (023)	7/12/19	200	190712-nsm-023-x-3	29.22	4.98
Cardozo EC (023)	7/12/19	200	190712-nsm-023-x-4	23.87	5.18
Cardozo EC (023)	7/12/19	200	190712-nsm-023-x-5	9.02	4.02
Cardozo EC (023)	7/12/19	200	190712-nsm-023-x-6	15.57	4.69
Cardozo EC (023)	7/12/19	200	190712-nsm-023-x-7	12.36	4.53
Cardozo EC (023)	7/12/19	200	190712-nsm-023-x-8	4177.41	46.9
Cardozo EC (023)	7/12/19	200	190712-nsm-023-x-9	11.98	4.72
Cardozo EC (023)	7/12/19	200	190712-nsm-023-x-10	12.82	5.04
Cardozo EC (023)	7/12/19	200	190712-nsm-023-x-11	10.14	4.73
Cardozo EC (023)	7/12/19	200	190712-nsm-023-x-12	13.32	4.74
Thomson ES (186)	7/10/19	200	190710-nsm-186-x-1	1734.65	25.88
Thomson ES (186)	7/10/19	200	190710-nsm-186-x-2	16	3.31
Thomson ES (186)	7/10/19	200	190710-nsm-186-x-3	1381.86	22.27
Thomson ES (186)	7/10/19	200	190710-nsm-186-x-4	7.7	3.23
Thomson ES (186)	7/10/19	200	190710-nsm-186-x-5	7.94	2.64
Thomson ES (186)	7/10/19	200	190710-nsm-186-x-6	13.11	3.33
Thomson ES (186)	7/10/19	200	190710-nsm-186-x-7	10.41	3.18
Thomson ES (186)	7/10/19	200	190710-nsm-186-x-8	18.2	3.35
Thomson ES (186)	7/10/19	200	190710-nsm-186-x-9	13.23	3.31
Thomson ES (186)	7/10/19	200	190710-nsm-186-x-10	8.84	3.23
Thomson ES (186)	7/10/19	200	190710-nsm-186-x-11	10.8	3.36
Thomson ES (186)	7/10/19	200	190710-nsm-186-x-12	8.1	3.02
Thomson ES (186)	7/10/19	200	190710-nsm-186-x-13	7.33	3.36
Thomson ES (186)	7/10/19	200	190710-nsm-186-x-14	9.37	3.15
Thomson ES (186)	7/10/19	200	190710-nsm-186-x-15	7.65	3.33
Thomson ES (186)	7/10/19	200	190710-nsm-186-x-16	8.63	3.3
Thomson ES (186)	7/10/19	200	190710-nsm-186-x-17	12.22	3.5

** – Duration is represented here as the total analysis time periods corrected by source energy (i.e. 200 second source duration was equal to 300 seconds actual time).*

ppm – parts per million

Table 3: Results of the Wipe Sampling Analysis

School Name	SaLUT Sample ID	Dust Wipe Results (µg/ft^2)
Aiton ES (365)	190709-DJF-365-W-1	<10
Aiton ES (365)	190709-DJF-365-W-2	<10
Aiton ES (365)	190709-DJF-365-W-3	<10
Aiton ES (365)	190709-DJF-365-W-4	13
Aiton ES (365)	190709-DJF-365-W-5	<10
Aiton ES (365)	190709-DJF-365-W-6	<10
Aiton ES (365)	190709-DJF-365-W-7	<10
Aiton ES (365)	190709-DJF-365-W-8	<10
Aiton ES (365)	190709-DJF-365-W-9	<10
Aiton ES (365)	190709-DJF-365-W-10	<10
Aiton ES (365)	190709-DJF-365-W-11	<10
Aiton ES (365)	190709-DJF-365-W-12	<10
Cardozo EC (023)	190712-nsm-023-W-1	<10
Cardozo EC (023)	190712-nsm-023-W-2	<10
Cardozo EC (023)	190712-nsm-023-W-3	<10
Cardozo EC (023)	190712-nsm-023-W-4	<10
Cardozo EC (023)	190712-nsm-023-W-5	<10
Cardozo EC (023)	190712-nsm-023-W-6	<10
Cardozo EC (023)	190712-nsm-023-W-7	77
Cardozo EC (023)	190712-nsm-023-W-8	<10
Cardozo EC (023)	190712-nsm-023-W-9	<10
Cardozo EC (023)	190712-nsm-023-W-10	<10
Cardozo EC (023)	190712-nsm-023-W-11	<10
Cardozo EC (023)	190712-nsm-023-W-12	<10
Thomson ES (186)	190710-SMD-186-W-1	46
Thomson ES (186)	190710-SMD-186-W-2	<10
Thomson ES (186)	190710-SMD-186-W-3	28
Thomson ES (186)	190710-SMD-186-W-4	<10
Thomson ES (186)	190710-SMD-186-W-5	<10
Thomson ES (186)	190710-SMD-186-W-6	<10
Thomson ES (186)	190710-SMD-186-W-7	<10
Thomson ES (186)	190710-SMD-186-W-8	<10
Thomson ES (186)	190710-SMD-186-W-9	<10
Thomson ES (186)	190710-SMD-186-W-10	<10
Thomson ES (186)	190710-SMD-186-W-11	<10
Thomson ES (186)	190710-SMD-186-W-12	<10
Thomson ES (186)	190710-SMD-186-W-13	<10
Thomson ES (186)	190710-SMD-186-W-14	<10
Thomson ES (186)	190710-SMD-186-W-15	<10
Thomson ES (186)	190710-SMD-186-W-16	<10
Thomson ES (186)	190710-SMD-186-W-17	<10

µg/ft^2 signifies micrograms per square foot area

Findings and Conclusions

The **lead bulk** testing results for these three schools' playgrounds indicated for the most part, low levels of lead within the rubber surfacing material. However, there were several sections of PIP that indicated higher levels of lead than normal and different from other sections of PIP in

the same playground and/or facility. These sections were identified and confirmed. Additionally, those same identified elevated lead sections seemed to indicate elevated lead in wipes. Lead in rubber represents the lower of the risks of lead in a PG.

Lead in the rinsate or wash samples can be an indication of a significant source of lead in the area that may be contaminating the PG. These levels can be compared to typical neighborhood / Ward lead in soil samples. Information obtained from past DC lead in soil by Ward sampling has shown typical average lead in soil levels can range from 35 to 450 ppm. However, lead in rinsate/soil from the PGs that are higher than these levels typically indicate a nearby source of lead such as lead in paint that may be chipping onto the PG. This is an effective tool for identifying these types of issues and initiating remediation and/or stabilization efforts. Lead in dust is the second highest risk for lead in PGs for children. Levels greater than 400 ppm in the rinsate/dust can exceed the US EPA's lead in bare soil in children's play areas. However, wipe testing has shown that lead in dust seems to settle deeper than the immediate surface of the PIP. This would make it difficult for lead to be transferred from the PIP to the hands. However, eating PIP chunks in PGs with elevated lead in rinsate/dusts could represent a risk of lead exposures.

Results of the **XRF screening** indicated elevated screening levels of 4177 (Cardozo), 1734 (Thomson), and 1382 (Thomson) ppm. These readings also correlated with elevated lead in wipe samples. These readings also identified specific areas containing lead that is highly likely to be within the PIP, potentially within the pigments, recycled rubber pieces, bonding agents, or Ethylene Propylene Diene Monomer (M-class) rubber (EPDM). XRF screening reads a combination of lead on the surface, in the PIP components, dusts, and sub-surface. XRF screening is used to compliment the other sampling and testing methods considering the multitude of different type, size and configurations of the PGs.

Lead in wipe samples was detected at Cardozo (77 µg/ft^2), Thomson (46 µg/ft^2 and 28 µg/ft^2), and Aiton (13 µg/ft^2). To date, lead in wipes have not been detected in any other of the school's PGs. However, SaLUT has received complete laboratory reports from approximately 50 of the 82 schools. Considering the amount of wipe samples received to date that do not indicate lead, this seems to indicate the settling of lead dusts and dirt away from availability at the surfaces. Wipe testing is done to attempt to collect any lead that may be able to easily transfer to a child's hands, shoes, clothes, etc. For that reason, any lead detected in wipes represents the highest risk to children and students over those risks posed by lead in rinsate/dust and lead in PIP.

The wipe sample represents surface dust that may be collected by children's hands, clothes, etc. The lead in rubber bulks represent what lead may be readily absorbed if a child puts the bulk into their mouths and/or what may be deposited on their hands if they are handled. The lead in washed bulk samples indicates what lead is contained within the recycled rubber itself and which may be available if these rubber pieces were digestible.

Both the lead in bulk rinsate (wash water) and on the surfaces of the PIP playgrounds are in a matrix that potentially can be easily removed through regular maintenance and cleaning.

Recommendations

Based on the findings and conclusions of this report, SaLUT provides the following initial recommendations:

Cardozo EC- XRF readings of the pink colored PIP in the middle area indicated levels around 4200 ppm lead concentration. Additionally, wipe samples of this half tan and half pink PIP indicated 77 $\mu g/ft^2$. Considering that the pink has been shown to contain almost all of the lead, lead in a wipe sample of solely the pink PIP could be twice higher. Based on the elevated levels of lead shown in the wipe sample and the young age range of the children, this PG should be closed until further evaluation, remediation and/or repair.

Thomson ES- XRF testing of the red/black colored portion of the PIP located on the top floor indicated levels in the range of approximately 1381 – 1800 ppm. Additionally, wipe samples of this same red/black PIP indicated 28 – 46 $\mu g/ft^2$. Based on the elevated levels of lead indicated in the wipe samples, the occasional occupation by children, the presence of food stuffs/edibles, and shared eating areas, the top floor PG should be closed until further evaluation, remediation and/or repair.

Aiton ES- PG #A indicated elevated levels of lead in the rinsate/dust and had a detection of lead in a wipe. The highest sample results of rinsate/dust at PG #A came back elevated levels of 1600, 870, 770, and 490 ppm. Additionally, a wipe sample of green/black PIP, at the base of a slide indicated 13 $\mu g/ft^2$. Based on the elevated levels of lead indicated in the rinsate/dusts, combined with the indication of lead in a wipe taken at the base of a slide, the PG #A should be closed until further evaluation, remediation, and/or repair.

Once additional evaluation and the required additional testing is performed, further recommendations for remediation / corrective action will be provided, this is anticipated to be complete prior to school openings August 26th.

Sincerely,

Mark B. Applegate

THE AMERICAN BOARD OF INDUSTRIAL HYGIENE INCORPORATED
CERTIFICATION NUMBER 7142 CP EXPIRES 6-1-2023
PENNSYLVANIA-1989
MARK BRADLEY APPLEGATE, CIH

Senior Certified Industrial Hygienist
Soil and Land Use Technology Inc. (SaLUT)

Attachments

Attachment A – Laboratory Analytical Results and Chain-of-Custody Forms
Attachment B – Playground and Sample Location Maps

Attachment A

Laboratory Analytical Results and Chain-of-Custody Forms

AMA Analytical Services, Inc.
Focused On Results.

CERTIFICATE OF ANALYSIS

Chain of Custody: 616114

Client: SaLUT, Inc.

Address: 1818 New York Avenue, NE
Suite 231
Washington, DC 20002

Attention: Mark Applegate

Job Name: Cardozo Education Campus (023) - Bulk Rubber

Job Location: 1200 Clifton Street, NW, Washington, DC 20009

Job Number: 19-074

P.O. Number: Not Provided

Date Submitted: 07/12/2019

Date Analyzed: 07/27/2019

Report Date: 07/29/2019

Date Sampled: 07/12/2019

Person Submitting: N/A

Summary of Atomic Absorption Analysis for Lead

AMA Sample Number	Client Sample Number	Analysis Type	Sample Type	Reporting Limit	Final Result	Comments
616114-1	190712-DJF-023-B-1	Flame AA	Soil/Solid	12 mg/Kg	<12 mg/Kg	Bulk Rubber Samples
616114-2	190712-DJF-023-B-2	Flame AA	Soil/Solid	14 mg/Kg	<14 mg/Kg	
616114-3	190712-DJF-023-B-3	Flame AA	Soil/Solid	12 mg/Kg	32 mg/Kg	
616114-4	190712-DJF-023-B-4	Flame AA	Soil/Solid	11 mg/Kg	34 mg/Kg	
616114-5	190712-DJF-023-B-5	Flame AA	Soil/Solid	15 mg/Kg	18 mg/Kg	
616114-6	190712-DJF-023-B-6	Flame AA	Soil/Solid	15 mg/Kg	<15 mg/Kg	
616114-7	190712-DJF-023-B-7	Flame AA	Soil/Solid	13 mg/Kg	<13 mg/Kg	
616114-8	190712-DJF-023-B-8	Flame AA	Soil/Solid	15 mg/Kg	<15 mg/Kg	
616114-9	190712-DJF-023-B-9	Flame AA	Soil/Solid	11 mg/Kg	<11 mg/Kg	
616114-10	190712-DJF-023-B-10	Flame AA	Soil/Solid	13 mg/Kg	<13 mg/Kg	
616114-11	190712-DJF-023-B-11	Flame AA	Soil/Solid	20 mg/Kg	<20 mg/Kg	
616114-12	190712-DJF-023-B-12	Flame AA	Soil/Solid	12 mg/Kg	42 mg/Kg	

Analysis Method for Flame: Air, Wipes, Paints, and Soil/Solids: EPA 600/R-93/200(M)-7000B; Water: SM-3111B Analysis Method For Furnace: Air, Wipes, Paints, and Soil/Solids : EPA 600/R-93/200(M)-7010; Water: SM-3113B N/A = Not Applicable mg/Kg = parts per million (ppm) on a dry weight basis mg/L = parts per million (ppm) %Pb = percent lead on a dry weight basis ug = micrograms ug/L = parts per billion (ppb)
Note: All samples were received in good condition unless otherwise noted.
Note: All results have two significant digits. Any additional digits shown should not be considered when interpreting the result.

Analyst(s): Nida McGarvey

See QC Summary for analytical results of quality control samples associated with these samples.

Air and Wipe results are not corrected for any blank results. Final results for air and wipe samples are based on client supplied information not verified by this laboratory.

All results are to be considered preliminary and subject to change unless signed by the Technical Director or Deputy.

AMA Analytical Services, Inc.
Focused On Results.

CERTIFICATE OF ANALYSIS

Chain of Custody: 616114

Client: SaLUT, Inc.

Address: 1818 New York Avenue, NE
Suite 231
Washington, DC 20002

Attention: Mark Applegate

Job Name: Cardozo Education Campus (023) - Bulk Rubber

Job Location: 1200 Clifton Street, NW, Washington, DC 20009

Job Number: 19-074

P.O. Number: Not Provided

Date Submitted: 07/12/2019

Date Analyzed: 07/27/2019

Report Date: 07/29/2019

Date Sampled: 07/12/2019

Person Submitting: N/A

Summary of Atomic Absorption Analysis for Lead

AMA Sample Number	Client Sample Number	Analysis Type	Sample Type	Reporting Limit	Final Result	Comments

Technical Director G. Edward Carney

This report applies only to the sample, or samples, investigated and is not necessarily indicative of the quality or condition of apparently identical or similar products. As a mutual protection to clients, the public, and these Laboratories, this report is submitted and accepted for the exclusive use of the client to whom it is addressed and upon the condition that it is not to be used, in whole or in part, in any advertising or publicity matter without prior written authorization from us. Sample types, locations, and collection protocols are based upon the information provided by the persons submitting them and, unless collected by personnel of these Laboratories, we expressly disclaim any knowledge and liability for the accuracy and completeness of this information. Residual sample material will be discarded in accordance with the appropriate regulatory guidelines, unless otherwise requested by the client. This report must not be used to claim, and does not imply product certification, approval, or endorsement by NY ELAP, AIHA-LAP, or any agency of the Federal Government. All rights reserved. AMA Analytical Services, Inc.

AMA Analytical Services, Inc.
Focused On Results.

QC Summary for SDG #61014

Overview

Analysis Type: Flame AA
Sample Type: Soil/Solid
Analysis Date: 07/27/2019

Samples Included

616114-1 616114-10 616114-11 616114-12 616114-2 616114-3 616114-4 616114-5 616114-6 616114-7 616114-8 616114-9

Preparation Blank ✔

Result: -0.002 ppm

Report Limit Vertification Sample ✔

Percent Recovery: 119.2%

Duplicates ✔

RPD: N/A

Matrix Spike Analysis ✔

Spiked Sample Percent Recovery: 99.7%
Spike Duplicate Percent Recovery: 100.1%
RPD: 0.3%

Matrix Blank ✔

Result: 0.079 ppm

Laboratory Control Sample #1 ✔

Percent Recovery: 106.8%

Laboratory Control Sample #2 ✔

Percent Recovery: 99.89%

Reference Sample

Percent Recovery: N/A

Calibration Curve ✔

Correlation: 0.998446

Serial Dilution / Bench Spike

Serial Dilution RPD: N/A
Bench Spike Percent Recovery: N/A

Notes

Both Duplicate results are below the reporting limit, making RPD limits for these QC samples not applicable.

AMA Analytical Services, Inc.
Focused On Results.
AIHA (#100470) NVLAP (#101143-0) NY ELAP (10920)
4475 Forbes Blvd. • Lanham, MD 20706
(301) 459-2640 • (800) 346-0961 • Fax (301) 459-2643
www.amalab.com

(COC # Assigned upon arrival at lab.) 016114

LEAD CHAIN OF CUSTODY

Mailing/Billing Information:

Client Name: Salut
Address:
Address:
Address:
Phone #: Fax #:

Submittal Information:

Job Name: Cardozo Education Campus (023) - Rubber
Job Location: 1200 Clifton Street NW, Washington, DC 20009
Job #: 19-074 P.O. #:
Point of Contact: Mark Applegate Phone #:
Submitted by: Signature:

Reporting Info (Results provided as soon as technically feasible). If no TAT/Reporting Info is provided, AMA will assign defaults of 5-Day & email/fax to contacts of file.

TURN AROUND TIME (TAT):			REPORT TO:
After Hours (must be pre-scheduled)	**Normal Business Hours**		☐ Include COC/Field Data Sheets with Report
☐ Immediate Date Due:	☐ Immediate	☐ 3-Day ☐ Results Required by Noon	☐ Email:
☐ 24 Hours Time:	☐ Next Day	■ 5-Day +	☐ Fax:
Comments:	☐ 2-Day	Due Date: 7/22/19	☐ Verbals

Sample Type

☐ Paint Chip_____(QTY) ☐ Air_____(QTY) ☐ Soil/Solid_____(QTY) ☐ Dust Wipe (wipe type_____)_____(QTY)
☐ TCLP_____(QTY) ☐ Drinking Water_____(QTY) ☐ Waste Water_____(QTY) ☐ Furnace (Media type_____)_____(QTY)

*If field data sheets are submitted, there is no need to complete bottom section ☐ All samples received in good condition unless otherwise noted.

Sample Information					Analysis Matrix				Client Contact (Laboratory Staff Only)
Sample Number	Sample Collection Location/Surface	Date/Time	Volume (L)	Wipe Area	Air	Paint Chip or Soil/Solid	Dust	Water & Other	
									Date/Time: Contact: By:
									Date/Time: Contact: By:
									Date/Time: Contact: By:

LABORATORY STAFF ONLY: (CUSTODY)

1. Date/Time RCVD: 7 /19 /2019 @ 1700 Via: D/O By (print): Kolby Sign:
2. Date/Time Analyzed: / / @ By (print): Sign:
3. Results/Reported To: Via: Date: / / Time: Initials:
4. Comments: Collected by DJF

AMA Analytical Services, Inc.
Focused On Results.
AIHA (#100470) NVLAP (#101143-0) NY ELAP (10920)
4475 Forbes Blvd. • Lanham, MD 20706
(301) 459-2640 • (800) 346-0961 • Fax (301) 459-2643
www.amalab.com

(COC # Assigned upon arrival at lab.) 016115

LEAD CHAIN OF CUSTODY

Mailing/Billing Information:

Client Name: Salut
Address:
Address:
Address:
Phone #: Fax #:

Submittal Information:

Job Name: Cardozo Education Campus (023) - Rinse
Job Location: 1200 Clifton Street NW, Washington, DC 20009
Job #: 19-074 P.O. #:
Point of Contact: Mark Applegate Phone #:
Submitted by: Signature:

Reporting Info (Results provided as soon as technically feasible). If no TAT/Reporting Info is provided, AMA will assign defaults of 5-Day & email/fax to contacts of file.

TURN AROUND TIME (TAT):			REPORT TO:
After Hours (must be pre-scheduled)	**Normal Business Hours**		☐ Include COC/Field Data Sheets with Report
☐ Immediate Date Due:	☐ Immediate ☐ 3-Day ☐ Results Required by Noon		☐ Email:
☐ 24 Hours Time:	☐ Next Day ■ 5-Day +		☐ Fax:
Comments:	☐ 2-Day Due Date: 7/22/19		☐ Verbals

Sample Type

☐ Paint Chip_____(QTY) ☐ Air_____(QTY) ☐ Soil/Solid_____(QTY) ☐ Dust Wipe (wipe type_____)_____(QTY)
☐ TCLP_____(QTY) ☐ Drinking Water_____(QTY) ☐ Waste Water_____(QTY) ☐ Furnace (Media type_____)_____(QTY)

*If field data sheets are submitted, there is no need to complete bottom section ☐ All samples received in good condition unless otherwise noted.

Sample Information					Analysis Matrix				Client Contact (Laboratory Staff Only)
Sample Number	Sample Collection Location/Surface	Date/Time	Volume (L)	Wipe Area	Air	Paint Chip or Soil/Solid	Dust	Water & Other	
									Date/Time: Contact: By:
									Date/Time: Contact: By:
									Date/Time: Contact: By:

LABORATORY STAFF ONLY: (CUSTODY)

1. Date/Time RCVD: 7 / 19 / 2019 @ 1700 Via: D/O By (print): Kolby Sign:
2. Date/Time Analyzed: / / @ By (print): Sign:
3. Results/Reported To: Via: Date: / / Time: Initials:
4. Comments: Collected by DJF

SaLUT
1818 New York Ave. NE, Ste 231, Washington, DC 20002
Soil and Land Use Technology, Inc.
Telephone: (301) 595-3783
www.salutinc.com

Job # 19-074

Page ____ of ____

Monitoring & Sampling Datasheet / Chain of Custody

Location address: 023 Cardozo Education Campus 1200 Clifton St. NW Washington DC 20009

Sampler: Dilruksha J. Fouseka Sampling Date: 07-12-19

General site sampling notes: Fairly new mat, not tears nor rips present - samples taken from edge

Sample #	Location/area	Material	Type	Area (ft^2)	Analysis method	Notes:
190712-DJF-023-B-1	Entrance	Rubber	Bulk			red/white/blue rubber
190712-DJF-023-B-2	By red arched climb	Rubber	Bulk			red/white/blue
190712-DJF-023-B-3	right side red seat	Rubber	Bulk			Blue rubber
190712-DJF-023-B-4	multicolor stools	Rubber	Bulk			Blue rubber
190712-DJF-023-B-5	near log tunnel	Rubber	Bulk			Red/white/blue
190712-DJF-023-B-6	Blue straight slide base	Rubber	Bulk			Red/white/blue
190712-DJF-023-B-7	Near curved blue slide	Rubber	Bulk			Red/white/blue
190712-DJF-023-B-8	By red Bench and table	Rubber	Bulk			Red/white/blue
190712-DJF-023-B-9	left side red seat	Rubber	Bulk			Red/white/blue
190712-DJF-023-B-10	yellow car spring ride	Rubber	Bulk			Red/white/blue
190712-DJF-023-B-11	infront back right window	Rubber	Bulk			Red/white/blue
190712-DJF-023-B-12	Behind multicolor stools	Rubber	Bulk			Blue rubber

Notes: only one Playground. Debre causes certain colors to appear different

Sampler signature/phone: [signature] 240-860-3126 Date: 07-12-19

Received by*: Lab: AMA Labs 4475 Forbes Boulevard, Lanham MD 20706 Date:

*Receiver acknowledges that all samples were received in good order, properly containerized and preserved and that every sample was without damage and/or obvious tampering of custody seals.

AMA Analytical Services, Inc.
Focused On Results.

CERTIFICATE OF ANALYSIS

Chain of Custody: 616115
Client: SaLUT, Inc.
Address: 1818 New York Avenue, NE
Suite 231
Washington, DC 20002
Attention: Mark Applegate

Job Name: Cardozo Education Campus (023) - Rinse
Job Location: 1200 Clifton Street, NW, Washington, DC 20009
Job Number: 19-074
P.O. Number: Not Provided

Date Submitted: 07/12/2019
Date Analyzed: 07/27/2019
Report Date: 07/29/2019
Date Sampled: 07/12/2019
Person Submitting: N/A

Summary of Atomic Absorption Analysis for Lead

AMA Sample Number	Client Sample Number	Analysis Type	Sample Type	Reporting Limit	Final Result	Comments
616115-1	190712-DJF-023-B-1	Flame AA	Soil/Solid	390 mg/Kg	<390 mg/Kg	Rinsed Dust Samples
616115-2	190712-DJF-023-B-2	Flame AA	Soil/Solid	260 mg/Kg	<260 mg/Kg	
616115-3	190712-DJF-023-B-3	Flame AA	Soil/Solid	98 mg/Kg	110 mg/Kg	
616115-4	190712-DJF-023-B-4	Flame AA	Soil/Solid	99 mg/Kg	600 mg/Kg	
616115-5	190712-DJF-023-B-5	Flame AA	Soil/Solid	110 mg/Kg	300 mg/Kg	
616115-6	190712-DJF-023-B-6	Flame AA	Soil/Solid	180 mg/Kg	<180 mg/Kg	
616115-7	190712-DJF-023-B-7	Flame AA	Soil/Solid	110 mg/Kg	<110 mg/Kg	
616115-8	190712-DJF-023-B-8	Flame AA	Soil/Solid	260 mg/Kg	<260 mg/Kg	
616115-9	190712-DJF-023-B-9	Flame AA	Soil/Solid	230 mg/Kg	<230 mg/Kg	
616115-10	190712-DJF-023-B-10	Flame AA	Soil/Solid	370 mg/Kg	<370 mg/Kg	
616115-11	190712-DJF-023-B-11	Flame AA	Soil/Solid	170 mg/Kg	250 mg/Kg	
616115-12	190712-DJF-023-B-12	Flame AA	Soil/Solid	130 mg/Kg	370 mg/Kg	

Analysis Method for Flame: Air, Wipes, Paints, and Soil/Solids: EPA 600/R-93/200(M)-7000B; Water: SM-3111B Analysis Method For Furnace: Air, Wipes, Paints, and Soil/Solids : EPA 600/R-93/200(M)-7010; Water: SM-3113B N/A = Not Applicable mg/Kg = parts per million (ppm) on a dry weight basis mg/L = parts per million (ppm) %Pb = percent lead on a dry weight basis ug = micrograms ug/L = parts per billion (ppb)
Note: All samples were received in good condition unless otherwise noted.
Note: All results have two significant digits. Any additional digits shown should not be considered when interpreting the result.

Analyst(s): Nida McGarvey

See QC Summary for analytical results of quality control samples associated with these samples.

Air and Wipe results are not corrected for any blank results. Final results for air and wipe samples are based on client supplied information not verified by this laboratory.

All results are to be considered preliminary and subject to change unless signed by the Technical Director or Deputy.

AMA Analytical Services, Inc.
Focused On Results.

CERTIFICATE OF ANALYSIS

Chain of Custody: 616115

Client: SaLUT, Inc.

Address: 1818 New York Avenue, NE
Suite 231
Washington, DC 20002

Attention: Mark Applegate

Job Name: Cardozo Education Campus (023) - Rinse

Job Location: 1200 Clifton Street, NW, Washington, DC 20009

Job Number: 19-074

P.O. Number: Not Provided

Date Submitted: 07/12/2019

Date Analyzed: 07/27/2019

Report Date: 07/29/2019

Date Sampled: 07/12/2019

Person Submitting: N/A

Summary of Atomic Absorption Analysis for Lead

AMA Sample Number	Client Sample Number	Analysis Type	Sample Type	Reporting Limit	Final Result	Comments

Technical Director G. Edward Carney

This report applies only to the sample, or samples, investigated and is not necessarily indicative of the quality or condition of apparently identical or similar products. As a mutual protection to clients, the public, and these Laboratories, this report is submitted and accepted for the exclusive use of the client to whom it is addressed and upon the condition that it is not to be used, in whole or in part, in any advertising or publicity matter without prior written authorization from us. Sample types, locations, and collection protocols are based upon the information provided by the persons submitting them and, unless collected by personnel of these Laboratories, we expressly disclaim any knowledge and liability for the accuracy and completeness of this information. Residual sample material will be discarded in accordance with the appropriate regulatory guidelines, unless otherwise requested by the client. This report must not be used to claim, and does not imply product certification, approval, or endorsement by NY ELAP, AIHA-LAP, or any agency of the Federal Government. All rights reserved. AMA Analytical Services, Inc.

AMA Analytical Services, Inc.
Focused On Results.

QC Summary for SDG #61014

Overview

Analysis Type: Flame AA
Sample Type: Soil/Solid
Analysis Date: 07/27/2019

Samples Included

616115-1 616115-2 616115-3 616115-4 616115-5 616115-6

Preparation Blank ✔

Result: -0.002 ppm

Report Limit Vertification Sample ✔

Percent Recovery: 119.2%

Duplicates ✔

RPD: N/A

Matrix Spike Analysis ✔

Spiked Sample Percent Recovery: 99.7%
Spike Duplicate Percent Recovery: 100.1%
RPD: 0.3%

Matrix Blank ✔

Result: 0.079 ppm

Laboratory Control Sample #1 ✔

Percent Recovery: 106.8%

Laboratory Control Sample #2 ✔

Percent Recovery: 99.89%

Reference Sample

Percent Recovery: N/A

Calibration Curve ✔

Correlation: 0.998446

Serial Dilution / Bench Spike

Serial Dilution RPD: N/A
Bench Spike Percent Recovery: N/A

Notes

Both Duplicate results are below the reporting limit, making RPD limits for these QC samples not applicable.

AMA Analytical Services, Inc.
Focused On Results.

QC Summary for SDG #61015

Overview

Analysis Type: Flame AA
Sample Type: Soil/Solid
Analysis Date: 07/27/2019

Samples Included

616115-10 616115-11 616115-12 616115-7 616115-8 616115-9

Preparation Blank ✔

Result: 0.018 ppm

Report Limit Vertification Sample ✔

Percent Recovery: 93.6%

Duplicates ✔

RPD: 5.2%

Matrix Spike Analysis ✔

Spiked Sample Percent Recovery: 96.1%
Spike Duplicate Percent Recovery: 99.8%
RPD: 3.9%

Matrix Blank ✔

Result: 0.091 ppm

Laboratory Control Sample #1 ✔

Percent Recovery: 108.5%

Laboratory Control Sample #2 ✔

Percent Recovery: 113.36%

Reference Sample

Percent Recovery: N/A

Calibration Curve ✔

Correlation: 0.998446

Serial Dilution / Bench Spike

Serial Dilution RPD: N/A
Bench Spike Percent Recovery: N/A

Notes

AMA Analytical Services, Inc.
Focused On Results.
AIHA (#100470) NVLAP (#101143-0) NY ELAP (10920)
4475 Forbes Blvd. • Lanham, MD 20706
(301) 459-2640 • (800) 346-0961 • Fax (301) 459-2643
www.amalab.com

(COC # Assigned upon arrival at lab.) 016114

LEAD CHAIN OF CUSTODY

Mailing/Billing Information:

Client Name: Salut
Address:
Address:
Address:
Phone #: Fax #:

Submittal Information:

Job Name: Cardozo Education Campus (023) - Rubber
Job Location: 1200 Clifton Street NW, Washington, DC 20009
Job #: 19-074 P.O. #:
Point of Contact: Mark Applegate Phone #:
Submitted by: Signature:

Reporting Info (Results provided as soon as technically feasible). If no TAT/Reporting Info is provided, AMA will assign defaults of 5-Day & email/fax to contacts of file.

TURN AROUND TIME (TAT):			REPORT TO:
After Hours (must be pre-scheduled)	**Normal Business Hours**		☐ Include COC/Field Data Sheets with Report
☐ Immediate Date Due:	☐ Immediate	☐ 3-Day ☐ Results Required by Noon	☐ Email:
☐ 24 Hours Time:	☐ Next Day	■ 5-Day +	☐ Fax:
Comments:	☐ 2-Day	Due Date: 7/22/19	☐ Verbals

Sample Type

☐ Paint Chip_____(QTY) ☐ Air_____(QTY) ☐ Soil/Solid_____(QTY) ☐ Dust Wipe (wipe type_____)_____(QTY)
☐ TCLP_____(QTY) ☐ Drinking Water_____(QTY) ☐ Waste Water_____(QTY) ☐ Furnace (Media type_____)_____(QTY)

*If field data sheets are submitted, there is no need to complete bottom section ☐ All samples received in good condition unless otherwise noted.

Sample Information					Analysis Matrix				Client Contact (Laboratory Staff Only)
Sample Number	Sample Collection Location/Surface	Date/Time	Volume (L)	Wipe Area	Air	Paint Chip or Soil/Solid	Dust	Water & Other	
									Date/Time: Contact: By:
									Date/Time: Contact: By:
									Date/Time: Contact: By:

LABORATORY STAFF ONLY: (CUSTODY)

1. Date/Time RCVD: 7 /19 /2019 @ 1700 Via: D/O By (print): Kolby Sign:
2. Date/Time Analyzed: / / @ By (print): Sign:
3. Results/Reported To: Via: Date: / / Time: Initials:
4. Comments: Collected by DJF

AMA Analytical Services, Inc.
Focused On Results.
AIHA (#100470) NVLAP (#101143-0) NY ELAP (10920)
4475 Forbes Blvd. • Lanham, MD 20706
(301) 459-2640 • (800) 346-0961 • Fax (301) 459-2643
www.amalab.com

(COC # Assigned upon arrival at lab.) 016115

LEAD CHAIN OF CUSTODY

Mailing/Billing Information:

Client Name: Salut
Address:
Address:
Address:
Phone #: Fax #:

Submittal Information:

Job Name: Cardozo Education Campus (023) - Rinse
Job Location: 1200 Clifton Street NW, Washington, DC 20009
Job #: 19-074 P.O. #:
Point of Contact: Mark Applegate Phone #:
Submitted by: Signature:

Reporting Info (Results provided as soon as technically feasible). If no TAT/Reporting Info is provided, AMA will assign defaults of 5-Day & email/fax to contacts of file.

TURN AROUND TIME (TAT):			REPORT TO:
After Hours (must be pre-scheduled)	**Normal Business Hours**		☐ Include COC/Field Data Sheets with Report
☐ Immediate Date Due:	☐ Immediate ☐ 3-Day ☐ Results Required by Noon		☐ Email:
☐ 24 Hours Time:	☐ Next Day ■ 5-Day +		☐ Fax:
Comments:	☐ 2-Day Due Date: 7/22/19		☐ Verbals

Sample Type

☐ Paint Chip_____(QTY) ☐ Air_____(QTY) ☐ Soil/Solid_____(QTY) ☐ Dust Wipe (wipe type_____)_____(QTY)
☐ TCLP_____(QTY) ☐ Drinking Water_____(QTY) ☐ Waste Water_____(QTY) ☐ Furnace (Media type_____)_____(QTY)

*If field data sheets are submitted, there is no need to complete bottom section ☐ All samples received in good condition unless otherwise noted.

Sample Information					Analysis Matrix				Client Contact (Laboratory Staff Only)
Sample Number	Sample Collection Location/Surface	Date/Time	Volume (L)	Wipe Area	Air	Paint Chip or Soil/Solid	Dust	Water & Other	
									Date/Time: Contact: By:
									Date/Time: Contact: By:
									Date/Time: Contact: By:

LABORATORY STAFF ONLY: (CUSTODY)

1. Date/Time RCVD: 7 / 19 / 2019 @ 1700 Via: D/O By (print): Kolby Sign:
2. Date/Time Analyzed: / / @ By (print): Sign:
3. Results/Reported To: Via: Date: / / Time: Initials:
4. Comments: Collected by DJF

SaLUT
1818 New York Ave. NE, Ste 231, Washington, DC 20002
Soil and Land Use Technology, Inc.
Telephone: (301) 595-3783
www.salutinc.com

Job # 19-074

Page ____ of ____

Monitoring & Sampling Datasheet / Chain of Custody

Location address: 023 Cardozo Education Campus 1200 Clifton St. NW Washington DC 20009

Sampler: Dilruksha J. Fouseka Sampling Date: 07-12-19

General site sampling notes: Fairly new mat, not tears nor rips present - samples taken from edge

Sample #	Location/area	Material	Type	Area (ft^2)	Analysis method	Notes:
190712-DJF-023-B-1	Entrance	Rubber	Bulk			red/white/blue rubber
190712-DJF-023-B-2	By red arched climb	Rubber	Bulk			red/white/blue
190712-DJF-023-B-3	right side red seat	Rubber	Bulk			Blue rubber
190712-DJF-023-B-4	multicolor stools	Rubber	Bulk			Blue rubber
190712-DJF-023-B-5	near log tunnel	Rubber	Bulk			Red/white/blue
190712-DJF-023-B-6	Blue straight slide base	Rubber	Bulk			Red/white/blue
190712-DJF-023-B-7	Near curved blue slide	Rubber	Bulk			Red/white/blue
190712-DJF-023-B-8	By red Bench and table	Rubber	Bulk			Red/white/blue
190712-DJF-023-B-9	left side red seat	Rubber	Bulk			Red/white/blue
190712-DJF-023-B-10	yellow car spring ride	Rubber	Bulk			Red/white/blue
190712-DJF-023-B-11	infront back right window	Rubber	Bulk			Red/white/blue
190712-DJF-023-B-12	Behind multicolor stools	Rubber	Bulk			Blue rubber

Notes: only one Playground. Debre causes certain colors to appear different

Sampler signature/phone: [signature] 240-860-3126 Date: 07-12-19

Received by*: Lab: AMA Labs 4475 Forbes Boulevard, Lanham MD 20706 Date:

*Receiver acknowledges that all samples were received in good order, properly containerized and preserved and that every sample was without damage and/or obvious tampering of custody seals.

AMA Analytical Services, Inc.
Focused On Results.

CERTIFICATE OF ANALYSIS

Chain of Custody: 616116

Client: SaLUT, Inc.

Address: 1818 New York Avenue, NE
Suite 231
Washington, DC 20002

Attention: Mark Applegate

Job Name: Cardozo Education Campus (023)

Job Location: 1200 Clifton Street NW, Washington, DC 20009

Job Number: 19-074

P.O. Number: Not Provided

Date Submitted: 07/12/2019

Date Analyzed: 07/24/2019

Report Date: 07/24/2019

Date Sampled: 07/12/2019

Person Submitting: N/A

Summary of Atomic Absorption Analysis for Lead

AMA Sample Number	Client Sample Number	Analysis Type	Sample Type	Area Wiped (ft^2)	Reporting Limit	Total ug	Final Result	Comments
616116-1	190712-TAO-023-W-1	Flame AA	Wipe	1.0	10 ug/sqft	<10.0	<10 ug/sqft	
616116-2	190712-TAO-023-W-2	Flame AA	Wipe	1.0	10 ug/sqft	<10.0	<10 ug/sqft	
616116-3	190712-TAO-023-W-3	Flame AA	Wipe	1.0	10 ug/sqft	<10.0	<10 ug/sqft	
616116-4	190712-TAO-023-W-4	Flame AA	Wipe	1.0	10 ug/sqft	<10.0	<10 ug/sqft	
616116-5	190712-TAO-023-W-5	Flame AA	Wipe	1.0	10 ug/sqft	<10.0	<10 ug/sqft	
616116-6	190712-TAO-023-W-6	Flame AA	Wipe	1.0	10 ug/sqft	<10.0	<10 ug/sqft	
616116-7	190712-TAO-023-W-7	Flame AA	Wipe	1.0	10 ug/sqft	76.7	77 ug/sqft	
616116-8	190712-TAO-023-W-8	Flame AA	Wipe	1.0	10 ug/sqft	<10.0	<10 ug/sqft	
616116-9	190712-TAO-023-W-9	Flame AA	Wipe	1.0	10 ug/sqft	<10.0	<10 ug/sqft	
616116-10	190712-TAO-023-W-10	Flame AA	Wipe	1.0	10 ug/sqft	<10.0	<10 ug/sqft	
616116-11	190712-TAO-023-W-11	Flame AA	Wipe	1.0	10 ug/sqft	<10.0	<10 ug/sqft	
616116-12	190712-TAO-023-W-12	Flame AA	Wipe	1.0	10 ug/sqft	<10.0	<10 ug/sqft	

Analysis Method for Flame: Air, Wipes, Paints, and Soil/Solids: EPA 600/R-93/200(M)-7000B; Water: SM-3111B Analysis Method For Furnace: Air, Wipes, Paints, and Soil/Solids : EPA 600/R-93/200(M)-7010; Water: SM-3113B N/A = Not Applicable mg/Kg = parts per million (ppm) on a dry weight basis mg/L = parts per million (ppm) %Pb = percent lead on a dry weight basis ug = micrograms ug/L = parts per billion (ppb)
Note: All samples were received in good condition unless otherwise noted.
Note: All results have two significant digits. Any additional digits shown should not be considered when interpreting the result.

Analyst(s): Nida McGarvey

See QC Summary for analytical results of quality control samples associated with these samples.

Air and Wipe results are not corrected for any blank results. Final results for air and wipe samples are based on client supplied information not verified by this laboratory.

All results are to be considered preliminary and subject to change unless signed by the Technical Director or Deputy.

AMA Analytical Services, Inc.
Focused On Results.

CERTIFICATE OF ANALYSIS

Chain of Custody: 616116

Client: SaLUT, Inc.

Address: 1818 New York Avenue, NE
Suite 231
Washington, DC 20002

Attention: Mark Applegate

Job Name: Cardozo Education Campus (023)

Job Location: 1200 Clifton Street NW, Washington, DC 20009

Job Number: 19-074

P.O. Number: Not Provided

Date Submitted: 07/12/2019

Date Analyzed: 07/24/2019

Report Date: 07/24/2019

Date Sampled: 07/12/2019

Person Submitting: N/A

Summary of Atomic Absorption Analysis for Lead

AMA Sample Number	Client Sample Number	Analysis Type	Sample Type	Area Wiped (ft)	Reporting Limit	Total ug	Final Result	Comments

Technical Director George Land

This report applies only to the sample, or samples, investigated and is not necessarily indicative of the quality or condition of apparently identical or similar products. As a mutual protection to clients, the public, and these Laboratories, this report is submitted and accepted for the exclusive use of the client to whom it is addressed and upon the condition that it is not to be used, in whole or in part, in any advertising or publicity matter without prior written authorization from us. Sample types, locations, and collection protocols are based upon the information provided by the persons submitting them and, unless collected by personnel of these Laboratories, we expressly disclaim any knowledge and liability for the accuracy and completeness of this information. Residual sample material will be discarded in accordance with the appropriate regulatory guidelines, unless otherwise requested by the client. This report must not be used to claim, and does not imply product certification, approval, or endorsement by NY ELAP, AIHA-LAP, or any agency of the Federal Government. All rights reserved. AMA Analytical Services, Inc.

AMA Analytical Services, Inc.
Focused On Results.

QC Summary for SDG #61077

Overview

Analysis Type: Flame AA
Sample Type: Wipe
Analysis Date: 07/24/2019

Samples Included

616116-1 616116-10 616116-11 616116-12 616116-2 616116-3 616116-4 616116-5 616116-6 616116-7 616116-8 616116-9

Preparation Blank ✔

Result: 0.027 ppm

Report Limit Vertification Sample ✔

Percent Recovery: 108.0%

Duplicates

RPD: N/A

Matrix Spike Analysis

Spiked Sample Percent Recovery: N/A
Spike Duplicate Percent Recovery: N/A
RPD: N/A

Matrix Blank ✔

Result: 0.034 ppm

Laboratory Control Sample #1 ✔

Percent Recovery: 102.4%

Laboratory Control Sample #2 ✔

Percent Recovery: 98.69%

Reference Sample

Percent Recovery: N/A

Calibration Curve ✔

Correlation: 0.997668

Serial Dilution / Bench Spike

Serial Dilution RPD: N/A
Bench Spike Percent Recovery: N/A

Notes

AMA Analytical Services, Inc.
Focused On Results.
AIHA (#100470) NVLAP (#101143-0) NY ELAP (10920)
4475 Forbes Blvd. • Lanham, MD 20706
(301) 459-2640 • (800) 346-0961 • Fax (301) 459-2643
www.amalab.com

(COC # Assigned upon arrival at lab.) 016116

LEAD CHAIN OF CUSTODY

Mailing/Billing Information:

Client Name: Salut
Address:
Address:
Address:
Phone #: Fax #:

Submittal Information:

Job Name: Cardozo Education Campus (023)
Job Location: 1200 Clifton Street NW, Washington, DC 20009
Job #: 19-074 P.O. #:
Point of Contact: Mark Applegate Phone #:
Submitted by: Signature:

Reporting Info (Results provided as soon as technically feasible). If no TAT/Reporting Info is provided, AMA will assign defaults of 5-Day & email/fax to contacts of file.

TURN AROUND TIME (TAT):			REPORT TO:
After Hours (must be pre-scheduled)	**Normal Business Hours**		☐ Include COC/Field Data Sheets with Report
☐ Immediate Date Due:	☐ Immediate ☐ 3-Day ☐ Results Required by Noon		☐ Email:
☐ 24 Hours Time:	☐ Next Day ■ 5-Day +		☐ Fax:
Comments:	☐ 2-Day Due Date: 7/22/19		☐ Verbals

Sample Type

☐ Paint Chip_____(QTY)	☐ Air_____(QTY)	☐ Soil/Solid_____(QTY)	☐ Dust Wipe (wipe type_____) 12 (QTY)
☐ TCLP_____(QTY)	☐ Drinking Water_____(QTY)	☐ Waste Water_____(QTY)	☐ Furnace (Media type_____)_____(QTY)

*If field data sheets are submitted, there is no need to complete bottom section ☐ All samples received in good condition unless otherwise noted.

Sample Information					Analysis Matrix				Client Contact (Laboratory Staff Only)
Sample Number	Sample Collection Location/Surface	Date/Time	Volume (L)	Wipe Area	Air	Paint Chip or Soil/Solid	Dust	Water & Other	
									Date/Time: Contact: By:
									Date/Time: Contact: By:
									Date/Time: Contact: By:

LABORATORY STAFF ONLY: (CUSTODY)

1. Date/Time RCVD: 7 / 19 / 2019 @ 1700 Via: D/O By (print): Kolby Sign:
2. Date/Time Analyzed: / / @ By (print): Sign:
3. Results/Reported To: Via: Date: / / Time: Initials:
4. Comments: Collected by TAO

SaLUT
Soil and Land Use Technology, Inc.
1818 New York Ave. NE, Ste 231, Washington, DC 20002
Telephone: (301) 595-3783
www.salutinc.com

Job # 19-074

Page ____ of ____

Monitoring & Sampling Datasheet / Chain of Custody

Location address: 023 Cardozo Education Campus 1200 Clifton St. NW Washington DC 20009

Sampler: Tavon Cath Sampling Date: 07-12-19

General site sampling notes: Fairly new mat, no tears or rips

Sample #	Location/area	Material	Type	Area (ft^2)	Analysis method	Notes:
190712-TA2-023-W-1	Entrance	Rubber	Wipe	1		White rubber
190712-TA0-023-W-2	red arched climb	Rubber	Wipe	1		yellow rubber
190712-TA0-023-W-3	red seat right side	Rubber	Wipe	1		Blue rubber
190712-TA0-023-W-4	multicolor stools	Rubber	Wipe	1		yellow/ blue rubber
190712-TA0-023-W-5	under log tunnel	Rubber	Wipe	1		Blue rubber
190712-TA0-023-W-6	Blue straight slide	Rubber	Wipe	1		red/white/blue rubber
190712-TA2-023-W-7	Blue curved slide	Rubber	Wipe	1		White rubber
190712-TA0-023-W-8	Red bench and table	Rubber	Wipe	1		red/white/blue rubber
190712-TA0-023-W-9	left red seat	Rubber	Wipe	1		red rubber
190712-TA0-023-W-10	Yellow car spring ride	Rubber	Wipe	1		red rubber
190712-TA0-023-W-11	Infront back right window	Rubber	Wipe	1		Blue rubber
190712-TA0-023-W-12	behind multicolor stools	Rubber	Wipe	1		Blue rubber

Notes: only one playground. Debre causes certain colors to appear different

Sampler signature/phone: Tavon Cath 301 768 2585 Date: 17/12/19

Received by*: Lab: AMA Labs 4475 Forbes Boulevard, Lanham MD 20706 Date:

*Receiver acknowledges that all samples were received in good order, properly containerized and preserved and that every sample was without damage and/or obvious tampering of custody seals.

AMA Analytical Services, Inc.
Focused On Results.

CERTIFICATE OF ANALYSIS

Chain of Custody: 615983

Client: SaLUT, Inc.

Address: 1818 New York Avenue, NE
Suite 231
Washington, DC 20002

Attention: Mark Applegate

Job Name: Thomson ES (186) - Bulk Rubber

Job Location: 1200 L Street, NW, Washington, DC 20005

Job Number: 19-074

P.O. Number: Not Provided

Date Submitted: 07/11/2019

Date Analyzed: 07/23/2019

Report Date: 07/24/2019

Date Sampled: 07/10/2019

Person Submitting: N/A

Summary of Atomic Absorption Analysis for Lead

AMA Sample Number	Client Sample Number	Analysis Type	Sample Type	Reporting Limit	Final Result	Comments
615983-1	190710-SMD-186-B-1	Flame AA	Soil/Solid	9 mg/Kg	300 mg/Kg	Bulk Rubber Samples
615983-2	190710-SMD-186-B-2	Flame AA	Soil/Solid	8.7 mg/Kg	180 mg/Kg	
615983-3	190710-SMD-186-B-3	Flame AA	Soil/Solid	10 mg/Kg	300 mg/Kg	
615983-4	190710-SMD-186-B-4	Flame AA	Soil/Solid	6.9 mg/Kg	<6.9 mg/Kg	
615983-5	190710-SMD-186-B-5	Flame AA	Soil/Solid	15 mg/Kg	<15 mg/Kg	
615983-6	190710-SMD-186-B-6	Flame AA	Soil/Solid	11 mg/Kg	<11 mg/Kg	
615983-7	190710-SMD-186-B-7	Flame AA	Soil/Solid	12 mg/Kg	<12 mg/Kg	
615983-8	190710-SMD-186-B-8	Flame AA	Soil/Solid	8.6 mg/Kg	<8.6 mg/Kg	
615983-9	190710-SMD-186-B-9	Flame AA	Soil/Solid	10 mg/Kg	<10 mg/Kg	
615983-10	190710-SMD-186-B-10	Flame AA	Soil/Solid	11 mg/Kg	<11 mg/Kg	
615983-11	190710-SMD-186-B-11	Flame AA	Soil/Solid	9.3 mg/Kg	<9.3 mg/Kg	
615983-12	190710-SMD-186-B-12	Flame AA	Soil/Solid	8.6 mg/Kg	<8.6 mg/Kg	
615983-13	190710-SMD-186-B-13	Flame AA	Soil/Solid	10 mg/Kg	<10 mg/Kg	
615983-14	190710-SMD-186-B-14	Flame AA	Soil/Solid	7.7 mg/Kg	<7.7 mg/Kg	
615983-15	190710-SMD-186-B-15	Flame AA	Soil/Solid	7.7 mg/Kg	<7.7 mg/Kg	
615983-16	190710-SMD-186-B-16	Flame AA	Soil/Solid	11 mg/Kg	<11 mg/Kg	
615983-17	190710-SMD-186-B-17	Flame AA	Soil/Solid	16 mg/Kg	<16 mg/Kg	

Analysis Method for Flame: Air, Wipes, Paints, and Soil/Solids: EPA 600/R-93/200(M)-7000B; Water: SM-3111B Analysis Method For Furnace: Air, Wipes, Paints, and Soil/Solids : EPA 600/R-93/200(M)-7010; Water: SM-3113B N/A = Not Applicable mg/Kg = parts per million (ppm) on a dry weight basis mg/L = parts per million (ppm) %Pb = percent lead on a dry weight basis ug = micrograms ug/L = parts per billion (ppb)
Note: All samples were received in good condition unless otherwise noted.
Note: All results have two significant digits. Any additional digits shown should not be considered when interpreting the result.

Analyst(s): Nida McGarvey

See QC Summary for analytical results of quality control samples associated with these samples.

Air and Wipe results are not corrected for any blank results. Final results for air and wipe samples are based on client supplied information not verified by this laboratory.

All results are to be considered preliminary and subject to change unless signed by the Technical Director or Deputy.

AMA Analytical Services, Inc.
Focused On Results.

CERTIFICATE OF ANALYSIS

Chain of Custody: 615983

Client: SaLUT, Inc.

Address: 1818 New York Avenue, NE
Suite 231
Washington, DC 20002

Attention: Mark Applegate

Job Name: Thomson ES (186) - Bulk Rubber

Job Location: 1200 L Street, NW, Washington, DC 20005

Job Number: 19-074

P.O. Number: Not Provided

Date Submitted: 07/11/2019

Date Analyzed: 07/23/2019

Report Date: 07/24/2019

Date Sampled: 07/10/2019

Person Submitting: N/A

Summary of Atomic Absorption Analysis for Lead

AMA Sample Number	Client Sample Number	Analysis Type	Sample Type	Reporting Limit	Final Result	Comments

Technical Director G. Edward Carney

This report applies only to the sample, or samples, investigated and is not necessarily indicative of the quality or condition of apparently identical or similar products. As a mutual protection to clients, the public, and these Laboratories, this report is submitted and accepted for the exclusive use of the client to whom it is addressed and upon the condition that it is not to be used, in whole or in part, in any advertising or publicity matter without prior written authorization from us. Sample types, locations, and collection protocols are based upon the information provided by the persons submitting them and, unless collected by personnel of these Laboratories, we expressly disclaim any knowledge and liability for the accuracy and completeness of this information. Residual sample material will be discarded in accordance with the appropriate regulatory guidelines, unless otherwise requested by the client. This report must not be used to claim, and does not imply product certification, approval, or endorsement by NY ELAP, AIHA-LAP, or any agency of the Federal Government. All rights reserved. AMA Analytical Services, Inc.

AMA Analytical Services, Inc.
Focused On Results.

QC Summary for SDG #60992

Overview

Analysis Type: Flame AA
Sample Type: Soil/Solid
Analysis Date: 07/23/2019

Samples Included

615983-1 615983-10 615983-11 615983-12 615983-13 615983-14 615983-15 615983-16
615983-2 615983-3 615983-4 615983-5 615983-6 615983-7 615983-8 615983-9

Preparation Blank ✔

Result: 0.019 ppm

Report Limit Vertification Sample ✔

Percent Recovery: 113.7%

Duplicates ✔

RPD: 21.4%

Matrix Spike Analysis ✖

Spiked Sample Percent Recovery: 148.7%
Spike Duplicate Percent Recovery: 125.3%
RPD: 17.1%

Matrix Blank ✔

Result: 0.126 ppm

Laboratory Control Sample #1 ✔

Percent Recovery: 103.8%

Laboratory Control Sample #2 ✔

Percent Recovery: 96.72%

Reference Sample

Percent Recovery: N/A

Calibration Curve ✔

Correlation: 0.998325

Serial Dilution / Bench Spike

Serial Dilution RPD: N/A
Bench Spike Percent Recovery: N/A

Notes

The spike and spike duplicate recoveries are above the upper control limit of 125% (recoveries of 148.7% and 125.3%). The sample selected for spike analysis has a relatively high lead content. Sample non-homogeneity is the probable cause of the high spike recoveries.

AMA Analytical Services, Inc.
Focused On Results.

QC Summary for SDG #60993

Overview

Analysis Type: Flame AA
Sample Type: Soil/Solid
Analysis Date: 07/23/2019

Samples Included

615983-17

Preparation Blank ✔

Result: 0.065 ppm

Report Limit Vertification Sample ✔

Percent Recovery: 102.1%

Duplicates ✔

RPD: N/A

Matrix Spike Analysis ✔

Spiked Sample Percent Recovery: 94.9%
Spike Duplicate Percent Recovery: 78.3%
RPD: 19.1%

Matrix Blank ✔

Result: 0.120 ppm

Laboratory Control Sample #1 ✔

Percent Recovery: 102.2%

Laboratory Control Sample #2 ✔

Percent Recovery: 100.27%

Reference Sample

Percent Recovery: N/A

Calibration Curve ✔

Correlation: 0.998325

Serial Dilution / Bench Spike

Serial Dilution RPD: N/A
Bench Spike Percent Recovery: N/A

Notes

Both Duplicate results are below the reporting limit, making RPD limits for these QC samples not applicable.

AMA Analytical Services, Inc.
Focused On Results.
AIHA (#100470) NVLAP (#101143-0) NY ELAP (10920)
4475 Forbes Blvd. • Lanham, MD 20706
(301) 459-2640 • (800) 346-0961 • Fax (301) 459-2643
www.amalab.com

(COC # Assigned upon arrival at lab.) 615983

LEAD CHAIN OF CUSTODY

Mailing/Billing Information:

Client Name: SALUT
Address: _____
Address: _____
Address: _____
Phone #: _____ Fax #: _____

Submittal Information:

Job Name: ~~Ballou HS (368) - Rubber~~ Thompson ES (186) - Rubber
Job Location: ~~3401 4th Street SE Washington DC 20032~~ 1200 L Street NW, Washington, DC 20005
Job #: 19-074 P.O. #: _____
Point of Contact: MARK APPLEGATE Phone #: _____
Submitted by: _____ Signature: _____

Reporting Info (Results provided as soon as technically feasible). If no TAT/Reporting Info is provided, AMA will assign defaults of 5-Day & email/fax to contacts of file.

TURN AROUND TIME (TAT):			REPORT TO:
After Hours (must be pre-scheduled)	**Normal Business Hours**		☐ Include COC/Field Data Sheets with Report
☐ Immediate Date Due:	☐ Immediate ☐ 3-Day	☐ Results Required by Noon	☐ Email:
☐ 24 Hours Time:	☐ Next Day ■ 5-Day +		☐ Fax:
Comments:	☐ 2-Day Due Date: 7/19/19		☐ Verbals

Sample Type

☐ Paint Chip_____(QTY) ☐ Air_____(QTY) ■ Soil/Solid 12 17 (QTY) ☐ Dust Wipe (wipe type_____)_____(QTY)
☐ TCLP_____(QTY) ☐ Drinking Water_____(QTY) ☐ Waste Water_____(QTY) ☐ Furnace (Media type_____)_____(QTY)

*If field data sheets are submitted, there is no need to complete bottom section ☐ All samples received in good condition unless otherwise noted.

Sample Information					Analysis Matrix				Client Contact (Laboratory Staff Only)
Sample Number	Sample Collection Location/Surface	Date/Time	Volume (L)	Wipe Area	Air	Paint Chip or Soil/Solid	Dust	Water & Other	
									Date/Time: Contact: By:
									Date/Time: Contact: By:
									Date/Time: Contact: By:

LABORATORY STAFF ONLY: (CUSTODY)

1. Date/Time RCVD: 7 / 11 / 19 @ 1630 Via: D/O By (print): KOLBY Sign: _____
2. Date/Time Analyzed: ____/____/____ @____ By (print): _____ Sign: _____
3. Results/Reported To: _____ Via: _____ Date: ____/____/____ Time: _____ Initials: _____
4. Comments: COLLECTED BY SMD

AMA Analytical Services, Inc.
Focused On Results.
AIHA (#100470) NVLAP (#101143-0) NY ELAP (10920)
4475 Forbes Blvd. • Lanham, MD 20706
(301) 459-2640 • (800) 346-0961 • Fax (301) 459-2643
www.amalab.com

(COC # Assigned upon arrival at lab.) 615984

LEAD CHAIN OF CUSTODY

Mailing/Billing Information:

Client Name: SALUT
Address:
Address:
Address:
Phone #: Fax #:

Submittal Information:

Job Name: ~~Ballou HS (368) - Rinse~~ Thomson ES (186) - Rinse
Job Location: ~~3401 4th Street SE Washington DC 20032~~ 1200 L. St. NW, Washington, DC 20005
Job #: 19-074 P.O. #:
Point of Contact: MARK APPLEGATE Phone #:
Submitted by: Signature:

Reporting Info (Results provided as soon as technically feasible). If no TAT/Reporting Info is provided, AMA will assign defaults of 5-Day & email/fax to contacts of file.

TURN AROUND TIME (TAT):			REPORT TO:
After Hours (must be pre-scheduled)	**Normal Business Hours**		☐ Include COC/Field Data Sheets with Report
☐ Immediate Date Due:	☐ Immediate ☐ 3-Day	☐ Results Required by Noon	☐ Email:
☐ 24 Hours Time:	☐ Next Day ■ 5-Day +		☐ Fax:
Comments:	☐ 2-Day Due Date: 7/19/19		☐ Verbals

Sample Type

☐ Paint Chip_____(QTY) ☐ Air_____(QTY) ■ Soil/Solid 12 17 (QTY) ☐ Dust Wipe (wipe type_____)_____(QTY)
☐ TCLP_____(QTY) ☐ Drinking Water_____(QTY) ☐ Waste Water_____(QTY) ☐ Furnace (Media type_____)_____(QTY)

*If field data sheets are submitted, there is no need to complete bottom section ☐ All samples received in good condition unless otherwise noted.

Sample Information					Analysis Matrix				Client Contact (Laboratory Staff Only)
Sample Number	Sample Collection Location/Surface	Date/Time	Volume (L)	Wipe Area	Air	Paint Chip or Soil/Solid	Dust	Water & Other	
									Date/Time: Contact: By:
									Date/Time: Contact: By:
									Date/Time: Contact: By:

LABORATORY STAFF ONLY: (CUSTODY)

1. Date/Time RCVD: 7 / 11 / 19 @ 1630 Via: D/O By (print): KOLBY Sign:
2. Date/Time Analyzed: / / @ By (print): Sign:
3. Results/Reported To: Via: Date: / / Time: Initials:
4. Comments: COLLECTED BY SMD

SaLUT
1818 New York Ave. NE, Ste 231, Washington, DC 20002
Soil and Land Use Technology, Inc.
Telephone: (301) 595-3783
www.salutinc.com

Monitoring & Sampling Datasheet / Chain of Custody

Location address: 186 Thomson Elementary School 1200 L St. NW Washington DC 20005

Sampler: Shenal Dias Sampling Date: 07/10/2019

General site sampling notes: PG A is on 4th floor, PG B is on 3rd floor, PG C is on 2nd Floor, PG D is on 1st floor; PG E ground floor

Sample #	Location/area	Material	Type	Area (ft^2)	Analysis method	Notes:
190710-SMD-186-B-1	Center of PG A	Rubber	Bulk			Red rubber
190710-SMD-186-B-2	South of PG A near blue bench	Rubber	Bulk			Red rubber
190710-SMD-186-B-3	SW of PG A near blue wood	Rubber	Bulk			Blue rubber
190710-SMD-186-B-4	South of PG B end of blue poles	Rubber	Bulk			Blue rubber
190710-SMD-186-B-5	South of PG B adjacent to red bench	Rubber	Bulk			Gray rubber; signs of deterioration near edge
190710-SMD-186-B-6	North of PG B by number block #12	Rubber	Bulk			Blue rubber
190710-SMD-186-B-7	North of PG C by block #12	Rubber	Bulk			Green rubber
190710-SMD-186-B-8	center of PG C corner of wall	Rubber	Bulk			Black rubber
190710-SMD-186-B-9	South of PG C adjacent to green pole	Rubber	Bulk			Green rubber
190710-SMD-186-B-10	North of PG D bottom of blue slide	Rubber	Bulk			Orange rubber
190710-SMD-186-B-11	West of PG D bottom of stairs	Rubber	Bulk			Orange rubber
190710-SMD-186-B-12	corner of wall SW center of PG D	Rubber	Bulk			~~Blue rubber~~ Black rubber
~~190710-SMD-186-B-13~~						
~~190710-SMD-186-B-14~~						

Notes: PGs are in good condition; small signs of deterioration

Sampler signature/phone: Date: 07/10/2019

Received by*: Lab: AMA Labs 4475 Forbes Boulevard, Lanham MD 20706 Date:

*Receiver acknowledges that all samples were received in good order, properly containerized and preserved and that every sample was without damage and/or obvious tampering of custody seals.

SaLUT
1818 New York Ave. NE, Ste 231, Washington, DC 20002
Soil and Land Use Technology, Inc.
Telephone: (301) 595-3783
www.salutinc.com

Job # 19-074
Page 1 of ___

Monitoring & Sampling Datasheet / Chain of Custody

Location address: 186 Thomson Elementary School 1200 L St. NW Washington DC 20005

Sampler: Shenal Dias Sampling Date: 07/10/2019

General site sampling notes: PG A is on 4th floor, PG B is on 3rd floor, PG C is on 2nd floor, PG D is on 1st floor, PG E ground floor

Sample #	Location/area	Material	Type	Area (ft^2)	Analysis method	Notes:
190710-SMD-186-B-13	North of PG E center of sea horse/dolphin	Rubber	Bulk			Red rubber
190710-SMD-186-B-14	East of PG E adjacent to red fixture	Rubber	Bulk			Blue rubber
190710-SMD-186-B-15	South of PG E adjacent to red fixture	Rubber	Bulk			Red rubber
190710-SMD-186-B-16	South of PG E by steering wheel	Rubber	Bulk			Blue rubber
190710-SMD-186-B-17	Center of PG E	Rubber	Bulk			Red rubber
190710-___-186-B-6		Rubber	Bulk			
190710-___-186-B-7		Rubber	Bulk			
190710-___-186-B-8		Rubber	Bulk			
190710-___-186-B-9		Rubber	Bulk			
190710-___-186-B-10		Rubber	Bulk			
190710-___-186-B-11		Rubber	Bulk			
190710-___-186-B-12		Rubber	Bulk			

Notes: PGs are in good condition; small signs of deterioration

Sampler signature/phone: Date: 07/10/2019

Received by*: Lab: AMA Labs 4475 Forbes Boulevard, Lanham MD 20706 Date:

*Receiver acknowledges that all samples were received in good order, properly containerized and preserved and that every sample was without damage and/or obvious tampering of custody seals.

AMA Analytical Services, Inc.
Focused On Results.

CERTIFICATE OF ANALYSIS

Chain of Custody: 615984

Client: SaLUT, Inc.

Address: 1818 New York Avenue, NE
Suite 231
Washington, DC 20002

Attention: Mark Applegate

Job Name: Thomson ES (186) - Rinsed Dust

Job Location: 1200 L Street, NW, Washington, DC 20005

Job Number: 19-074

P.O. Number: Not Provided

Date Submitted: 07/11/2019

Date Analyzed: 07/23/2019

Report Date: 07/24/2019

Date Sampled: 07/10/2019

Person Submitting: N/A

Summary of Atomic Absorption Analysis for Lead

AMA Sample Number	Client Sample Number	Analysis Type	Sample Type	Reporting Limit	Final Result	Comments
615984-1	190710-SMD-186-B-1	Flame AA	Soil/Solid	56 mg/Kg	340 mg/Kg	Rinsed Dust Samples
615984-2	190710-SMD-186-B-2	Flame AA	Soil/Solid	28 mg/Kg	290 mg/Kg	
615984-3	190710-SMD-186-B-3	Flame AA	Soil/Solid	46 mg/Kg	370 mg/Kg	
615984-4	190710-SMD-186-B-4	Flame AA	Soil/Solid	67 mg/Kg	80 mg/Kg	
615984-5	190710-SMD-186-B-5	Flame AA	Soil/Solid	190 mg/Kg	<190 mg/Kg	
615984-6	190710-SMD-186-B-6	Flame AA	Soil/Solid	100 mg/Kg	<100 mg/Kg	
615984-7	190710-SMD-186-B-7	Flame AA	Soil/Solid	91 mg/Kg	94 mg/Kg	
615984-8	190710-SMD-186-B-8	Flame AA	Soil/Solid	100 mg/Kg	<100 mg/Kg	
615984-9	190710-SMD-186-B-9	Flame AA	Soil/Solid	99 mg/Kg	<99 mg/Kg	
615984-10	190710-SMD-186-B-10	Flame AA	Soil/Solid	94 mg/Kg	100 mg/Kg	
615984-11	190710-SMD-186-B-11	Flame AA	Soil/Solid	120 mg/Kg	<120 mg/Kg	
615984-12	190710-SMD-186-B-12	Flame AA	Soil/Solid	90 mg/Kg	120 mg/Kg	
615984-13	190710-SMD-186-B-13	Flame AA	Soil/Solid	170 mg/Kg	<170 mg/Kg	
615984-14	190710-SMD-186-B-14	Flame AA	Soil/Solid	65 mg/Kg	<65 mg/Kg	
615984-15	190710-SMD-186-B-15	Flame AA	Soil/Solid	110 mg/Kg	<110 mg/Kg	
615984-16	190710-SMD-186-B-16	Flame AA	Soil/Solid	99 mg/Kg	100 mg/Kg	
615984-17	190710-SMD-186-B-17	Flame AA	Soil/Solid	100 mg/Kg	<100 mg/Kg	

Analysis Method for Flame: Air, Wipes, Paints, and Soil/Solids: EPA 600/R-93/200(M)-7000B; Water: SM-3111B Analysis Method For Furnace: Air, Wipes, Paints, and Soil/Solids : EPA 600/R-93/200(M)-7010; Water: SM-3113B N/A = Not Applicable mg/Kg = parts per million (ppm) on a dry weight basis mg/L = parts per million (ppm) %Pb = percent lead on a dry weight basis ug = micrograms ug/L = parts per billion (ppb)
Note: All samples were received in good condition unless otherwise noted.
Note: All results have two significant digits. Any additional digits shown should not be considered when interpreting the result.

Analyst(s): Nida McGarvey

See QC Summary for analytical results of quality control samples associated with these samples.

Air and Wipe results are not corrected for any blank results. Final results for air and wipe samples are based on client supplied information not verified by this laboratory.

All results are to be considered preliminary and subject to change unless signed by the Technical Director or Deputy.

AMA Analytical Services, Inc.
Focused On Results.

CERTIFICATE OF ANALYSIS

Chain of Custody: 615984

Client: SaLUT, Inc.

Address: 1818 New York Avenue, NE
Suite 231
Washington, DC 20002

Attention: Mark Applegate

Job Name: Thomson ES (186) - Rinsed Dust

Job Location: 1200 L Street, NW, Washington, DC 20005

Job Number: 19-074

P.O. Number: Not Provided

Date Submitted: 07/11/2019

Date Analyzed: 07/23/2019

Report Date: 07/24/2019

Date Sampled: 07/10/2019

Person Submitting: N/A

Summary of Atomic Absorption Analysis for Lead

AMA Sample Number	Client Sample Number	Analysis Type	Sample Type	Reporting Limit	Final Result	Comments

Technical Director G. Edward Carney

This report applies only to the sample, or samples, investigated and is not necessarily indicative of the quality or condition of apparently identical or similar products. As a mutual protection to clients, the public, and these Laboratories, this report is submitted and accepted for the exclusive use of the client to whom it is addressed and upon the condition that it is not to be used, in whole or in part, in any advertising or publicity matter without prior written authorization from us. Sample types, locations, and collection protocols are based upon the information provided by the persons submitting them and, unless collected by personnel of these Laboratories, we expressly disclaim any knowledge and liability for the accuracy and completeness of this information. Residual sample material will be discarded in accordance with the appropriate regulatory guidelines, unless otherwise requested by the client. This report must not be used to claim, and does not imply product certification, approval, or endorsement by NY ELAP, AIHA-LAP, or any agency of the Federal Government. All rights reserved. AMA Analytical Services, Inc.

AMA Analytical Services, Inc.
Focused On Results.

QC Summary for SDG #60993

Overview

Analysis Type: Flame AA
Sample Type: Soil/Solid
Analysis Date: 07/23/2019

Samples Included

615984-1 615984-10 615984-11 615984-12 615984-13 615984-14 615984-15 615984-16 615984-17 615984-2 615984-3 615984-4 615984-5 615984-6 615984-7 615984-8 615984-9

Preparation Blank ✔

Result: 0.065 ppm

Report Limit Vertification Sample ✔

Percent Recovery: 102.1%

Duplicates ✔

RPD: N/A

Matrix Spike Analysis ✔

Spiked Sample Percent Recovery: 94.9%
Spike Duplicate Percent Recovery: 78.3%
RPD: 19.1%

Matrix Blank ✔

Result: 0.120 ppm

Laboratory Control Sample #1 ✔

Percent Recovery: 102.2%

Laboratory Control Sample #2 ✔

Percent Recovery: 100.27%

Reference Sample

Percent Recovery: N/A

Calibration Curve ✔

Correlation: 0.998325

Serial Dilution / Bench Spike

Serial Dilution RPD: N/A
Bench Spike Percent Recovery: N/A

Notes

Both Duplicate results are below the reporting limit, making RPD limits for these QC samples not applicable.

AMA Analytical Services, Inc.
Focused On Results.
AIHA (#100470) NVLAP (#101143-0) NY ELAP (10920)
4475 Forbes Blvd. • Lanham, MD 20706
(301) 459-2640 • (800) 346-0961 • Fax (301) 459-2643
www.amalab.com

(COC # Assigned upon arrival at lab.) 615983

LEAD CHAIN OF CUSTODY

Mailing/Billing Information:

Client Name: SALUT
Address: _____
Address: _____
Address: _____
Phone #: _____ Fax #: _____

Submittal Information:

Job Name: ~~Ballou HS (368) - Rubber~~ Thompson ES (186) - Rubber
Job Location: ~~3401 4th Street SE Washington DC 20032~~ 1200 L Street NW, Washington, DC 20005
Job #: 19-074 P.O. #: _____
Point of Contact: MARK APPLEGATE Phone #: _____
Submitted by: _____ Signature: _____

Reporting Info (Results provided as soon as technically feasible). If no TAT/Reporting Info is provided, AMA will assign defaults of 5-Day & email/fax to contacts of file.

TURN AROUND TIME (TAT):			REPORT TO:
After Hours (must be pre-scheduled)	**Normal Business Hours**		☐ Include COC/Field Data Sheets with Report
☐ Immediate Date Due:	☐ Immediate ☐ 3-Day	☐ Results Required by Noon	☐ Email:
☐ 24 Hours Time:	☐ Next Day ■ 5-Day +		☐ Fax:
Comments:	☐ 2-Day Due Date: 7/19/19		☐ Verbals

Sample Type

☐ Paint Chip_____(QTY) ☐ Air_____(QTY) ■ Soil/Solid 12 17 (QTY) ☐ Dust Wipe (wipe type_____)_____(QTY)
☐ TCLP_____(QTY) ☐ Drinking Water_____(QTY) ☐ Waste Water_____(QTY) ☐ Furnace (Media type_____)_____(QTY)

*If field data sheets are submitted, there is no need to complete bottom section ☐ All samples received in good condition unless otherwise noted.

Sample Information					Analysis Matrix				Client Contact (Laboratory Staff Only)
Sample Number	Sample Collection Location/Surface	Date/Time	Volume (L)	Wipe Area	Air	Paint Chip or Soil/Solid	Dust	Water & Other	
									Date/Time: Contact: By:
									Date/Time: Contact: By:
									Date/Time: Contact: By:

LABORATORY STAFF ONLY: (CUSTODY)

1. Date/Time RCVD: 7 / 11 / 19 @ 1630 Via: D/O By (print): KOLBY Sign: _____
2. Date/Time Analyzed: ____/____/____ @____ By (print): _____ Sign: _____
3. Results/Reported To: _____ Via: _____ Date: ____/____/____ Time: _____ Initials: _____
4. Comments: COLLECTED BY SMD

AMA Analytical Services, Inc.
Focused On Results.
AIHA (#100470) NVLAP (#101143-0) NY ELAP (10920)
4475 Forbes Blvd. • Lanham, MD 20706
(301) 459-2640 • (800) 346-0961 • Fax (301) 459-2643
www.amalab.com

(COC # Assigned upon arrival at lab.) 615984

LEAD CHAIN OF CUSTODY

Mailing/Billing Information:

Client Name: SALUT
Address:
Address:
Address:
Phone #: Fax #:

Submittal Information:

Job Name: ~~Ballou HS (368) - Rinse~~ Thomson ES (186) - Rinse
Job Location: ~~3401 4th Street SE Washington DC 20032~~ 1200 L. St. NW, Washington, DC 20005
Job #: 19-074 P.O. #:
Point of Contact: MARK APPLEGATE Phone #:
Submitted by: Signature:

Reporting Info (Results provided as soon as technically feasible). If no TAT/Reporting Info is provided, AMA will assign defaults of 5-Day & email/fax to contacts of file.

TURN AROUND TIME (TAT):			REPORT TO:
After Hours (must be pre-scheduled)	**Normal Business Hours**		☐ Include COC/Field Data Sheets with Report
☐ Immediate Date Due:	☐ Immediate ☐ 3-Day	☐ Results Required by Noon	☐ Email:
☐ 24 Hours Time:	☐ Next Day ■ 5-Day +		☐ Fax:
Comments:	☐ 2-Day Due Date: 7/19/19		☐ Verbals

Sample Type

☐ Paint Chip_____(QTY) ☐ Air_____(QTY) ■ Soil/Solid 12 17 (QTY) ☐ Dust Wipe (wipe type_____)_____(QTY)
☐ TCLP_____(QTY) ☐ Drinking Water_____(QTY) ☐ Waste Water_____(QTY) ☐ Furnace (Media type_____)_____(QTY)

*If field data sheets are submitted, there is no need to complete bottom section ☐ All samples received in good condition unless otherwise noted.

Sample Information					Analysis Matrix				Client Contact (Laboratory Staff Only)
Sample Number	Sample Collection Location/Surface	Date/Time	Volume (L)	Wipe Area	Air	Paint Chip or Soil/Solid	Dust	Water & Other	
									Date/Time: Contact: By:
									Date/Time: Contact: By:
									Date/Time: Contact: By:

LABORATORY STAFF ONLY: (CUSTODY)

1. Date/Time RCVD: 7 / 11 / 19 @ 1630 Via: D/O By (print): KOLBY Sign:
2. Date/Time Analyzed: / / @ By (print): Sign:
3. Results/Reported To: Via: Date: / / Time: Initials:
4. Comments: COLLECTED BY SMD

SaLUT
1818 New York Ave. NE, Ste 231, Washington, DC 20002
Soil and Land Use Technology, Inc.
Telephone: (301) 595-3783
www.salutinc.com

Monitoring & Sampling Datasheet / Chain of Custody

Location address: 186 Thomson Elementary School 1200 L St. NW Washington DC 20005

Sampler: Shenal Dias Sampling Date: 07/10/2019

General site sampling notes: PG A is on 4th floor, PG B is on 3rd floor, PG C is on 2nd Floor, PG D is on 1st floor; PG E ground floor

Sample #	Location/area	Material	Type	Area (ft^2)	Analysis method	Notes:
190710-SMD-186-B-1	Center of PG A	Rubber	Bulk			Red rubber
190710-SMD-186-B-2	South of PG A near blue bench	Rubber	Bulk			Red rubber
190710-SMD-186-B-3	SW of PG A near blue wood	Rubber	Bulk			Blue rubber
190710-SMD-186-B-4	South of PG B end of blue poles	Rubber	Bulk			Blue rubber
190710-SMD-186-B-5	South of PG B adjacent to red bench	Rubber	Bulk			Gray rubber; signs of deterioration near edge
190710-SMD-186-B-6	North of PG B by number block #12	Rubber	Bulk			Blue rubber
190710-SMD-186-B-7	North of PG C by block #12	Rubber	Bulk			Green rubber
190710-SMD-186-B-8	center of PG C corner of wall	Rubber	Bulk			Black rubber
190710-SMD-186-B-9	South of PG C adjacent to green pole	Rubber	Bulk			Green rubber
190710-SMD-186-B-10	North of PG D bottom of blue slide	Rubber	Bulk			Orange rubber
190710-SMD-186-B-11	West of PG D bottom of stairs	Rubber	Bulk			Orange rubber
190710-SMD-186-B-12	corner of wall SW center of PG D	Rubber	Bulk			~~Blue rubber~~ Black rubber
~~190710-SMD-186-B-13~~						
~~190710-SMD-186-B-14~~						

Notes: PGs are in good condition; small signs of deterioration

Sampler signature/phone: Date: 07/10/2019

Received by*: Lab: AMA Labs 4475 Forbes Boulevard, Lanham MD 20706 Date:

*Receiver acknowledges that all samples were received in good order, properly containerized and preserved and that every sample was without damage and/or obvious tampering of custody seals.

SaLUT
1818 New York Ave. NE, Ste 231, Washington, DC 20002
Soil and Land Use Technology, Inc.
Telephone: (301) 595-3783
www.salutinc.com

Job # 19-074
Page 1 of ___

Monitoring & Sampling Datasheet / Chain of Custody

Location address: 186 Thomson Elementary School 1200 L St. NW Washington DC 20005

Sampler: Shenal Dias Sampling Date: 07/10/2019

General site sampling notes: PG A is on 4th floor, PG B is on 3rd floor, PG C is on 2nd floor, PG D is on 1st floor, PG E ground floor

Sample #	Location/area	Material	Type	Area (ft^2)	Analysis method	Notes:
190710-SMD-186-B-13	North of PG E center of sea horse/dolphin	Rubber	Bulk			Red rubber
190710-SMD-186-B-14	East of PG E adjacent to red fixture	Rubber	Bulk			Blue rubber
190710-SMD-186-B-15	South of PG E adjacent to red fixture	Rubber	Bulk			Red rubber
190710-SMD-186-B-16	South of PG E by steering wheel	Rubber	Bulk			Blue rubber
190710-SMD-186-B-17	Center of PG E	Rubber	Bulk			Red rubber
190710-___-186-B-6		Rubber	Bulk			
190710-___-186-B-7		Rubber	Bulk			
190710-___-186-B-8		Rubber	Bulk			
190710-___-186-B-9		Rubber	Bulk			
190710-___-186-B-10		Rubber	Bulk			
190710-___-186-B-11		Rubber	Bulk			
190710-___-186-B-12		Rubber	Bulk			

Notes: PGs are in good condition; small signs of deterioration

Sampler signature/phone: Date: 07/10/2019

Received by*: Lab: AMA Labs 4475 Forbes Boulevard, Lanham MD 20706 Date:

*Receiver acknowledges that all samples were received in good order, properly containerized and preserved and that every sample was without damage and/or obvious tampering of custody seals.

AMA Analytical Services, Inc.
Focused On Results.

CERTIFICATE OF ANALYSIS

Chain of Custody: 616090
Client: SaLUT, Inc.
Address: 1818 New York Avenue, NE
Suite 231
Washington, DC 20002
Attention: Mark Applegate

Job Name: Thomas ES (186)
Job Location: 1200 L Street NW, Washington, DC 20005
Job Number: 19-074
P.O. Number: Not Provided

Date Submitted: 07/11/2019
Date Analyzed: 07/19/2019
Report Date: 07/19/2019
Date Sampled: 07/10/2019
Person Submitting: N/A

Lab needs to correct the school name

Summary of Atomic Absorption Analys

AMA Sample Number	Client Sample Number	Analysis Type	Sample Type	Area Wiped (ft^2)	Reporting Limit	Total ug	Final Result	Comments
616090-1	190710-TSN-186-W-1	Flame AA	Wipe	1.0	10 ug/sqft	46.2	46 ug/sqft	
616090-2	190710-TSN-186-W-2	Flame AA	Wipe	1.0	10 ug/sqft	<10.0	<10 ug/sqft	
616090-3	190710-TSN-186-W-3	Flame AA	Wipe	1.0	10 ug/sqft	28.1	28 ug/sqft	
616090-4	190710-TSN-186-W-4	Flame AA	Wipe	1.0	10 ug/sqft	<10.0	<10 ug/sqft	
616090-5	190710-TSN-186-W-5	Flame AA	Wipe	1.0	10 ug/sqft	<10.0	<10 ug/sqft	
616090-6	190710-TSN-186-W-6	Flame AA	Wipe	1.0	10 ug/sqft	<10.0	<10 ug/sqft	
616090-7	190710-TSN-186-W-7	Flame AA	Wipe	1.0	10 ug/sqft	<10.0	<10 ug/sqft	
616090-8	190710-TSN-186-W-8	Flame AA	Wipe	1.0	10 ug/sqft	<10.0	<10 ug/sqft	
616090-9	190710-TSN-186-W-9	Flame AA	Wipe	1.0	10 ug/sqft	<10.0	<10 ug/sqft	
616090-10	190710-TSN-186-W-10	Flame AA	Wipe	1.0	10 ug/sqft	<10.0	<10 ug/sqft	
616090-11	190710-TSN-186-W-11	Flame AA	Wipe	1.0	10 ug/sqft	<10.0	<10 ug/sqft	
616090-12	190710-TSN-186-W-12	Flame AA	Wipe	1.0	10 ug/sqft	<10.0	<10 ug/sqft	
616090-13	190710-TSN-186-W-13	Flame AA	Wipe	1.0	10 ug/sqft	<10.0	<10 ug/sqft	
616090-14	190710-TSN-186-W-14	Flame AA	Wipe	1.0	10 ug/sqft	<10.0	<10 ug/sqft	
616090-15	190710-TSN-186-W-15	Flame AA	Wipe	1.0	10 ug/sqft	<10.0	<10 ug/sqft	
616090-16	190710-TSN-186-W-16	Flame AA	Wipe	1.0	10 ug/sqft	<10.0	<10 ug/sqft	
616090-17	190710-TSN-186-W-17	Flame AA	Wipe	1.0	10 ug/sqft	<10.0	<10 ug/sqft	

Analysis Method for Flame: Air, Wipes, Paints, and Soil/Solids: EPA 600/R-93/200(M)-7000B; Water: SM-3111B Analysis Method For Furnace: Air, Wipes, Paints, and Soil/Solids : EPA 600/R-93/200(M)-7010; Water: SM-3113B N/A = Not Applicable mg/Kg = parts per million (ppm) on a dry weight basis mg/L = parts per million (ppm) %Pb = percent lead on a dry weight basis ug = micrograms ug/L = parts per billion (ppb)
Note: All samples were received in good condition unless otherwise noted.
Note: All results have two significant digits. Any additional digits shown should not be considered when interpreting the result.

Analyst(s): Suphin Chinnapad

See QC Summary for analytical results of quality control samples associated with these samples.

Air and Wipe results are not corrected for any blank results. Final results for air and wipe samples are based on client supplied information not verified by this laboratory.

All results are to be considered preliminary and subject to change unless signed by the Technical Director or Deputy.

AMA Analytical Services, Inc.
Focused On Results.

CERTIFICATE OF ANALYSIS

Chain of Custody: 616090
Client: SaLUT, Inc.
Address: 1818 New York Avenue, NE
Suite 231
Washington, DC 20002
Attention: Mark Applegate

Job Name: Thomas ES (186)
Job Location: 1200 L Street NW, Washington, DC 20005
Job Number: 19-074
P.O. Number: Not Provided

Date Submitted: 07/11/2019
Date Analyzed: 07/19/2019
Report Date: 07/19/2019
Date Sampled: 07/10/2019
Person Submitting: N/A

Summary of Atomic Absorption Analysis for Lead

AMA Sample Number	Client Sample Number	Analysis Type	Sample Type	Area Wiped (ft)	Reporting Limit	Total ug	Final Result	Comments

Technical Director Jean-Paul Littleton

This report applies only to the sample, or samples, investigated and is not necessarily indicative of the quality or condition of apparently identical or similar products. As a mutual protection to clients, the public, and these Laboratories, this report is submitted and accepted for the exclusive use of the client to whom it is addressed and upon the condition that it is not to be used, in whole or in part, in any advertising or publicity matter without prior written authorization from us. Sample types, locations, and collection protocols are based upon the information provided by the persons submitting them and, unless collected by personnel of these Laboratories, we expressly disclaim any knowledge and liability for the accuracy and completeness of this information. Residual sample material will be discarded in accordance with the appropriate regulatory guidelines, unless otherwise requested by the client. This report must not be used to claim, and does not imply product certification, approval, or endorsement by NY ELAP, AIHA-LAP, or any agency of the Federal Government. All rights reserved. AMA Analytical Services, Inc.

AMA Analytical Services, Inc.
Focused On Results.

QC Summary for SDG #61004

Overview

Analysis Type: Flame AA
Sample Type: Wipe
Analysis Date: 07/19/2019

Samples Included

616090-1 616090-10 616090-11 616090-12 616090-13 616090-14 616090-15 616090-16 616090-17 616090-2 616090-3 616090-4 616090-5 616090-6 616090-7 616090-8 616090-9

Preparation Blank ✔

Result: -0.005 ppm

Report Limit Vertification Sample ✔

Percent Recovery: 81.5%

Duplicates

RPD: N/A

Matrix Spike Analysis

Spiked Sample Percent Recovery: N/A
Spike Duplicate Percent Recovery: N/A
RPD: N/A

Matrix Blank ✔

Result: 0.011 ppm

Laboratory Control Sample #1 ✔

Percent Recovery: 93.9%

Laboratory Control Sample #2 ✔

Percent Recovery: 83.36%

Reference Sample

Percent Recovery: N/A

Calibration Curve ✔

Correlation: 0.997257

Serial Dilution / Bench Spike

Serial Dilution RPD: N/A
Bench Spike Percent Recovery: N/A

Notes

AMA Analytical Services, Inc.
Focused On Results.
AIHA (#100470) NVLAP (#101143-0) NY ELAP (10920)
4475 Forbes Blvd. • Lanham, MD 20706
(301) 459-2640 • (800) 346-0961 • Fax (301) 459-2643
www.amalab.com

(COC # Assigned upon arrival at lab.) 1616090

LEAD CHAIN OF CUSTODY

Mailing/Billing Information:

Client Name: SALUT
Address:
Address:
Address:
Phone #: Fax #:

Submittal Information:

Job Name: THOMAS ES (186)
Job Location: 1200 L ST NW WASHINGTON, DC 20005
Job #: 19-074 P.O. #:
Point of Contact: MARK APPLEGATE Phone #:
Submitted by: Signature:

Reporting Info (Results provided as soon as technically feasible). If no TAT/Reporting Info is provided, AMA will assign defaults of 5-Day & email/fax to contacts of file.

TURN AROUND TIME (TAT):			REPORT TO:
After Hours (must be pre-scheduled)	**Normal Business Hours**		☐ Include COC/Field Data Sheets with Report
☐ Immediate Date Due:	☐ Immediate	☐ 3-Day ☐ Results Required by Noon	☐ Email:
☐ 24 Hours Time:	☐ Next Day	■ 5-Day +	☐ Fax:
Comments:	☐ 2-Day	Due Date: 7/19/19	☐ Verbals

Sample Type

☐ Paint Chip_____(QTY) ☐ Air_____(QTY) ☐ Soil/Solid_____(QTY) ■ Dust Wipe (wipe type_____) 12 (QTY)
☐ TCLP_____(QTY) ☐ Drinking Water_____(QTY) ☐ Waste Water_____(QTY) ☐ Furnace (Media type_____)_____(QTY)

*If field data sheets are submitted, there is no need to complete bottom section ☐ All samples received in good condition unless otherwise noted.

Sample Information					Analysis Matrix				Client Contact (Laboratory Staff Only)
Sample Number	Sample Collection Location/Surface	Date/Time	Volume (L)	Wipe Area	Air	Paint Chip or Soil/Solid	Dust	Water & Other	
									Date/Time: Contact: By:
									Date/Time: Contact: By:
									Date/Time: Contact: By:

LABORATORY STAFF ONLY: (CUSTODY)

1. Date/Time RCVD: 7/11/19 @1630 Via: D/O By (print): KOLBY Sign:
2. Date/Time Analyzed: / / @ By (print): Sign:
3. Results/Reported To: Via: Date: / / Time: Initials:
4. Comments: COLLECTED BY TSN

SaLUT
1818 New York Ave. NE, Ste 231, Washington, DC 20002
Soil and Land Use Technology, Inc.
Telephone: (301) 595-3783
www.salutinc.com

Job # 19-074
Page 1 of ____

Monitoring & Sampling Datasheet / Chain of Custody

Location address: 186 Thomson Elementary School 1200 L St. NW Washington DC 20005

Sampler: Tyan Nye Sampling Date: 07/10/2019

General site sampling notes: PG A is on 4th floor, PG B is on 3rd floor, PG C is on 2nd floor, PG D is on 1st floor, PG E ground floor

Sample #	Location/area	Material	Type	Area (ft^2)	Analysis method	Notes:
190710-TSN-186-W-1	~~South~~ of PG A Center	Rubber	Wipe	1		Red rubber
190710-TSN-186-W-2	South of PG A near blue bench	Rubber	Wipe	1		Red rubber
190710-TSN-186-W-3	SW of PG A near blue wood	Rubber	Wipe	1		Blue rubber
190710-TSN-186-W-4	South of PG B end of blue poles	Rubber	Wipe	1		Blue rubber
190710-TSN-186-W-5	South of PG B adjacent to bench	Rubber	Wipe	1		Gray rubber; signs of deterioration near edge
190710-TSN-186-W-6	North of PG B by number block #2	Rubber	Wipe	1		Blue rubber
190710-TSN-186-W-7	North of PG C by block #12	Rubber	Wipe	1		Green rubber
190710-TSN-186-W-8	Center of PG C corner of wall	Rubber	Wipe	1		Black rubber
190710-TSN-186-W-9	South of PG C adjacent to green pole	Rubber	Wipe	1		Green rubber
190710-TSN-186-W-10	North of PG D bottom of blue slide	Rubber	Wipe	1		orange rubber
190710-TSN-186-W-11	West of PG D bottom of stairs	Rubber	Wipe	1		orange rubber
190710-TSN-186-W-12	Corner of wall center of PG D	Rubber	Wipe	1		~~Blue rubber~~ Black rubber
1907						

Notes: PGs are in good condition; small signs of deterioration

Sampler signature/phone: [signature] Date: 07/10/2019

Received by*: Lab: AMA Labs 4475 Forbes Boulevard, Lanham MD 20706 Date:

*Receiver acknowledges that all samples were received in good order, properly containerized and preserved and that every sample was without damage and/or obvious tampering of custody seals.

SaLUT
1818 New York Ave. NE, Ste 231, Washington, DC 20002
Soil and Land Use Technology, Inc.
Telephone: (301) 595-3783
www.salutinc.com

Job # 19-074
Page 1 of ___

Monitoring & Sampling Datasheet / Chain of Custody

Location address: 186 Thomson Elementary School 1200 L St. NW Washington DC 20005

Sampler: Tijan Nye Sampling Date: 07/10/2019

General site sampling notes: PG A is on 4th floor, PG B is on 3rd Floor, PG C is on 2nd Floor, PG D is on 1st, PG E is on ground floor

Sample #	Location/area	Material	Type	Area (ft^2)	Analysis method	Notes:
190710-TSN-186-W-13	North of PG E center of seahorse/dolphin	Rubber	Wipe	1		Red rubber
190710-TSN-186-W-214	East of PG E adjacent to red fixture	Rubber	Wipe	1		Blue rubber
190710-TSN-186-W-315	South of PG E adjacent to red fixture	Rubber	Wipe	1		Red rubber
190710-TSN-186-W-416	South of PG E by steering wheel	Rubber	Wipe	1		Blue rubber
190710-TSN-186-W-517	Center of PG E	Rubber	Wipe	1		Red rubber
190710-___-186-W-6		Rubber	Wipe	1		
190710-___-186-W-7		Rubber	Wipe	1		
190710-___-186-W-8		Rubber	Wipe	1		
190710-___-186-W-9		Rubber	Wipe	1		
190710-___-186-W-10		Rubber	Wipe	1		
190710-___-186-W-11		Rubber	Wipe	1		
190710-___-186-W-12		Rubber	Wipe	1		

Notes: PGs are in good conditions, small signs of deterioration

Sampler signature/phone: Date: 07/10/2019

Received by*: Lab: AMA Labs 4475 Forbes Boulevard, Lanham MD 20706 Date:

*Receiver acknowledges that all samples were received in good order, properly containerized and preserved and that every sample was without damage and/or obvious tampering of custody seals.

AMA Analytical Services, Inc.
Focused On Results.

CERTIFICATE OF ANALYSIS

Chain of Custody: 615940

Client: SaLUT, Inc.

Address: 1818 New York Avenue, NE
Suite 231
Washington, DC 20002

Attention: Mark Applegate

Job Name: Aiton Elementary School (365)

Job Location: 533 48th Place NE, Washington, DC 20019

Job Number: 19-074

P.O. Number: Not Provided

Date Submitted: 07/09/2019

Date Analyzed: 07/17/2019

Report Date: 07/17/2019

Date Sampled: Not Provided

Person Submitting: N/A

Summary of Atomic Absorption Analysis for Lead

AMA Sample Number	Client Sample Number	Analysis Type	Sample Type	Area Wiped (ft^2)	Reporting Limit	Total ug	Final Result	Comments
615940-1	190709-TAO-365-W-1	Flame AA	Wipe	1.0	10 ug/sqft	<10.0	<10 ug/sqft	
615940-2	190709-TAO-365-W-2	Flame AA	Wipe	1.0	10 ug/sqft	<10.0	<10 ug/sqft	
615940-3	190709-TAO-365-W-3	Flame AA	Wipe	1.0	10 ug/sqft	12.6	13 ug/sqft	
615940-4	190709-TAO-365-W-4	Flame AA	Wipe	1.0	10 ug/sqft	<10.0	<10 ug/sqft	
615940-5	190709-TAO-365-W-5	Flame AA	Wipe	1.0	10 ug/sqft	<10.0	<10 ug/sqft	
615940-6	190709-TAO-365-W-6	Flame AA	Wipe	1.0	10 ug/sqft	<10.0	<10 ug/sqft	
615940-7	190709-TAO-365-W-7	Flame AA	Wipe	1.0	10 ug/sqft	<10.0	<10 ug/sqft	
615940-8	190709-TAO-365-W-8	Flame AA	Wipe	1.0	10 ug/sqft	<10.0	<10 ug/sqft	
615940-9	190709-TAO-365-W-9	Flame AA	Wipe	1.0	10 ug/sqft	<10.0	<10 ug/sqft	
615940-10	190709-TAO-365-W-10	Flame AA	Wipe	1.0	10 ug/sqft	<10.0	<10 ug/sqft	
615940-11	190709-TAO-365-W-11	Flame AA	Wipe	1.0	10 ug/sqft	<10.0	<10 ug/sqft	
615940-12	190709-TAO-365-W-12	Flame AA	Wipe	1.0	10 ug/sqft	<10.0	<10 ug/sqft	

Analysis Method for Flame: Air, Wipes, Paints, and Soil/Solids: EPA 600/R-93/200(M)-7000B; Water: SM-3111B Analysis Method For Furnace: Air, Wipes, Paints, and Soil/Solids : EPA 600/R-93/200(M)-7010; Water: SM-3113B N/A = Not Applicable mg/Kg = parts per million (ppm) on a dry weight basis mg/L = parts per million (ppm) %Pb = percent lead on a dry weight basis ug = micrograms ug/L = parts per billion (ppb)
Note: All samples were received in good condition unless otherwise noted.
Note: All results have two significant digits. Any additional digits shown should not be considered when interpreting the result.

Analyst(s): Nida McGarvey, Suphin Chinnapad

See QC Summary for analytical results of quality control samples associated with these samples.

Air and Wipe results are not corrected for any blank results. Final results for air and wipe samples are based on client supplied information not verified by this laboratory.

All results are to be considered preliminary and subject to change unless signed by the Technical Director or Deputy.

AMA Analytical Services, Inc.
Focused On Results.

CERTIFICATE OF ANALYSIS

Chain of Custody: 615940

Client: SaLUT, Inc.

Address: 1818 New York Avenue, NE
Suite 231
Washington, DC 20002

Attention: Mark Applegate

Job Name: Aiton Elementary School (365)

Job Location: 533 48th Place NE, Washington, DC 20019

Job Number: 19-074

P.O. Number: Not Provided

Date Submitted: 07/09/2019

Date Analyzed: 07/17/2019

Report Date: 07/17/2019

Date Sampled: Not Provided

Person Submitting: N/A

Summary of Atomic Absorption Analysis for Lead

AMA Sample Number	Client Sample Number	Analysis Type	Sample Type	Area Wiped (ft)	Reporting Limit	Total ug	Final Result	Comments

Technical Director Jean-Paul Littleton

This report applies only to the sample, or samples, investigated and is not necessarily indicative of the quality or condition of apparently identical or similar products. As a mutual protection to clients, the public, and these Laboratories, this report is submitted and accepted for the exclusive use of the client to whom it is addressed and upon the condition that it is not to be used, in whole or in part, in any advertising or publicity matter without prior written authorization from us. Sample types, locations, and collection protocols are based upon the information provided by the persons submitting them and, unless collected by personnel of these Laboratories, we expressly disclaim any knowledge and liability for the accuracy and completeness of this information. Residual sample material will be discarded in accordance with the appropriate regulatory guidelines, unless otherwise requested by the client. This report must not be used to claim, and does not imply product certification, approval, or endorsement by NY ELAP, AIHA-LAP, or any agency of the Federal Government. All rights reserved. AMA Analytical Services, Inc.

AMA Analytical Services, Inc.
Focused On Results.

QC Summary for SDG #60891

Overview

Analysis Type: Flame AA
Sample Type: Wipe
Analysis Date: 07/17/2019

Samples Included

615940-1 615940-10 615940-11 615940-2 615940-3 615940-4 615940-5 615940-6 615940-7 615940-8 615940-9

Preparation Blank ✔

Result: 0.105 ppm

Report Limit Vertification Sample ✔

Percent Recovery: 117.3%

Duplicates

RPD: N/A

Matrix Spike Analysis

Spiked Sample Percent Recovery: N/A
Spike Duplicate Percent Recovery: N/A
RPD: N/A

Matrix Blank ✔

Result: 0.093 ppm

Laboratory Control Sample #1 ✔

Percent Recovery: 83.1%

Laboratory Control Sample #2 ✔

Percent Recovery: 86.30%

Reference Sample

Percent Recovery: N/A

Calibration Curve ✔

Correlation: 0.998406

Serial Dilution / Bench Spike

Serial Dilution RPD: N/A
Bench Spike Percent Recovery: N/A

Notes

AMA Analytical Services, Inc.
Focused On Results.

QC Summary for SDG #60892

Overview

Analysis Type: Flame AA
Sample Type: Wipe
Analysis Date: 07/17/2019

Samples Included

615940-12

Preparation Blank ✔

Result: -0.021 ppm

Report Limit Vertification Sample ✔

Percent Recovery: 95.1%

Duplicates

RPD: N/A

Matrix Spike Analysis

Spiked Sample Percent Recovery: N/A
Spike Duplicate Percent Recovery: N/A
RPD: N/A

Matrix Blank ✔

Result: -0.025 ppm

Laboratory Control Sample #1 ✔

Percent Recovery: 84.2%

Laboratory Control Sample #2 ✔

Percent Recovery: 82.29%

Reference Sample

Percent Recovery: N/A

Calibration Curve ✔

Correlation: 0.997066

Serial Dilution / Bench Spike

Serial Dilution RPD: N/A
Bench Spike Percent Recovery: N/A

Notes

AMA Analytical Services, Inc.
Focused On Results.
AIHA (#100470) NVLAP (#101143-0) NY ELAP (10920)
4475 Forbes Blvd. • Lanham, MD 20706
(301) 459-2640 • (800) 346-0961 • Fax (301) 459-2643
www.amalab.com

(COC # Assigned upon arrival at lab.) 015940

LEAD CHAIN OF CUSTODY

Mailing/Billing Information:

Client Name: SALUT
Address:
Address:
Address:
Phone #: Fax #:

Submittal Information:

Job Name: AITON ES (365)
Job Location: 533 48th PLACE NE, WASHINGTON, DC 20019
Job #: 19-074 P.O. #:
Point of Contact: MARK APPLEGATE Phone #:
Submitted by: Signature:

Reporting Info (Results provided as soon as technically feasible). If no TAT/Reporting Info is provided, AMA will assign defaults of 5-Day & email/fax to contacts of file.

TURN AROUND TIME (TAT):			REPORT TO:
After Hours (must be pre-scheduled)	**Normal Business Hours**		☐ Include COC/Field Data Sheets with Report
☐ Immediate Date Due:	☐ Immediate ☐ 3-Day ☐ Results Required by Noon		☐ Email:
☐ 24 Hours Time:	☐ Next Day ■ 5-Day +		☐ Fax:
Comments:	☐ 2-Day Due Date: 7/17/19		☐ Verbals

Sample Type

☐ Paint Chip (QTY)	☐ Air (QTY)	☐ Soil/Solid (QTY)	■ Dust Wipe (wipe type) 12 (QTY)
☐ TCLP (QTY)	☐ Drinking Water (QTY)	☐ Waste Water (QTY)	☐ Furnace (Media type) (QTY)

*If field data sheets are submitted, there is no need to complete bottom section

☐ All samples received in good condition unless otherwise noted.

Sample Information					Analysis Matrix				Client Contact (Laboratory Staff Only)
Sample Number	Sample Collection Location/Surface	Date/Time	Volume (L)	Wipe Area	Air	Paint Chip or Soil/Solid	Dust	Water & Other	
									Date/Time: Contact: By:
									Date/Time: Contact: By:
									Date/Time: Contact: By:

LABORATORY STAFF ONLY: (CUSTODY)

1. Date/Time RCVD: 7 / 9 / 19 @ 1700 Via: D/O By (print): KOLBY Sign:
2. Date/Time Analyzed: / / @ By (print): Sign:
3. Results/Reported To: Via: Date: / / Time: Initials:
4. Comments: COLLECTED BY TAVON OUTH

SaLUT
1818 New York Ave. NE, Ste 231, Washington, DC 20002
Soil and Land Use Technology, Inc.
Telephone: (301) 595-3783
www.salutinc.com

Job # 19-074

Page ____ of ____

Monitoring & Sampling Datasheet / Chain of Custody

Location address: 365 Aiton Elementary School 533 48th Pl. NE Washington DC 20019

Sampler: Tavon Ash Sampling Date: ____

General site sampling notes: pg-A- edges wet due to rain previous day - pg-C 3 patches of a different type small amount of patches, tears, debre overall

Sample #	Location/area	Material	Type	Area (ft^2)	Analysis method	Notes:
190709-TAO-365-W-1	pg-A base of black 90° steps	Rubber	Wipe	1		green/black rubber
190709-TAO-365-W-2	pg-A red double slide	Rubber	Wipe	1		green/black rubber
190709-TAO-365-W-3	pg-A black straight steps	Rubber	Wipe	1		green/black rubber
190709-TAO-365-W-4	pg-A red curved slide	Rubber	Wipe	1		green/black rubber
190709-TAO-365-W-5	pg-B - red strip of sun design	Rubber	Wipe	1		red rubber
190709-TAO-365-W-6	pg-B brown double slide	Rubber	Wipe	1		green/black rubber
190709-TAO-365-W-7	pg-B red twist climb	Rubber	Wipe	1		green/black rubber
190709-TAO-365-W-8	pg-B brown twisted slide	Rubber	Wipe	1		green/black rubber
190709-TAO-365-W-9	pg-C double orange slide	Rubber	Wipe	1		Black-slightly red rubber
190709-TAO-365-W-10	pg-C-metal slide	Rubber	Wipe	1		Black-slightly red rubber
190709-TAO-365-W-11	pg-C orange twist	Rubber	Wipe	1		Black-slightly red rubber
190709-TAO-365-W-12	Pg-C-wooden platform close to pg-B	Rubber	Wipe	1		Black-slightly red rubber

Notes: pg-A- furthest apart - pg-B - green/black rubber - pg-C black rubber

Sampler signature/phone: Tavon Ash 3017683585 Date: 7/9/19

Received by*: ____ Lab: AMA Labs 4475 Forbes Boulevard, Lanham MD 20706 Date: ____

*Receiver acknowledges that all samples were received in good order, properly containerized and preserved and that every sample was without damage and/or obvious tampering of custody seals.

AMA Analytical Services, Inc.
Focused On Results.

CERTIFICATE OF ANALYSIS

Chain of Custody: 615963

Client: SaLUT, Inc.

Address: 1818 New York Avenue, NE
Suite 231
Washington, DC 20002

Attention: Mark Applegate

Job Name: Aiton Elementary School (365) - Bulk Rubber

Job Location: 533 48th Place, NE, Washington, DC 20019

Job Number: 19-074

P.O. Number: Not Provided

Date Submitted: 07/09/2019

Date Analyzed: 07/20/2019

Report Date: 07/22/2019

Date Sampled: 07/09/2019

Person Submitting: N/A

Summary of Atomic Absorption Analysis for Lead

AMA Sample Number	Client Sample Number	Analysis Type	Sample Type	Reporting Limit	Final Result	Comments
615963-1	190709-DJF-365-B-1	Flame AA	Soil/Solid	12 mg/Kg	48 mg/Kg	Bulk Rubber Samples
615963-2	190709-DJF-365-B-2	Flame AA	Soil/Solid	12 mg/Kg	36 mg/Kg	
615963-3	190709-DJF-365-B-3	Flame AA	Soil/Solid	17 mg/Kg	42 mg/Kg	
615963-4	190709-DJF-365-B-4	Flame AA	Soil/Solid	17 mg/Kg	110 mg/Kg	
615963-5	190709-DJF-365-B-5	Flame AA	Soil/Solid	17 mg/Kg	34 mg/Kg	
615963-6	190709-DJF-365-B-6	Flame AA	Soil/Solid	13 mg/Kg	16 mg/Kg	
615963-7	190709-DJF-365-B-7	Flame AA	Soil/Solid	16 mg/Kg	<16 mg/Kg	
615963-8	190709-DJF-365-B-8	Flame AA	Soil/Solid	14 mg/Kg	<14 mg/Kg	
615963-9	190709-DJF-365-B-9	Flame AA	Soil/Solid	14 mg/Kg	23 mg/Kg	
615963-10	190709-DJF-365-B-10	Flame AA	Soil/Solid	19 mg/Kg	25 mg/Kg	
615963-11	190709-DJF-365-B-11	Flame AA	Soil/Solid	13 mg/Kg	30 mg/Kg	
615963-12	190709-DJF-365-B-12	Flame AA	Soil/Solid	8.3 mg/Kg	16 mg/Kg	

Analysis Method for Flame: Air, Wipes, Paints, and Soil/Solids: EPA 600/R-93/200(M)-7000B; Water: SM-3111B Analysis Method For Furnace: Air, Wipes, Paints, and Soil/Solids : EPA 600/R-93/200(M)-7010; Water: SM-3113B N/A = Not Applicable mg/Kg = parts per million (ppm) on a dry weight basis mg/L = parts per million (ppm) %Pb = percent lead on a dry weight basis ug = micrograms ug/L = parts per billion (ppb)
Note: All samples were received in good condition unless otherwise noted.
Note: All results have two significant digits. Any additional digits shown should not be considered when interpreting the result.

Analyst(s): Nida McGarvey

See QC Summary for analytical results of quality control samples associated with these samples.

Air and Wipe results are not corrected for any blank results. Final results for air and wipe samples are based on client supplied information not verified by this laboratory.

All results are to be considered preliminary and subject to change unless signed by the Technical Director or Deputy.

AMA Analytical Services, Inc.
Focused On Results.

CERTIFICATE OF ANALYSIS

Chain of Custody: 615963

Client: SaLUT, Inc.

Address: 1818 New York Avenue, NE
Suite 231
Washington, DC 20002

Attention: Mark Applegate

Job Name: Aiton Elementary School (365) - Bulk Rubber

Job Location: 533 48th Place, NE, Washington, DC 20019

Job Number: 19-074

P.O. Number: Not Provided

Date Submitted: 07/09/2019

Date Analyzed: 07/20/2019

Report Date: 07/22/2019

Date Sampled: 07/09/2019

Person Submitting: N/A

Summary of Atomic Absorption Analysis for Lead

AMA Sample Number	Client Sample Number	Analysis Type	Sample Type	Reporting Limit	Final Result	Comments

Technical Director G. Edward Carney

This report applies only to the sample, or samples, investigated and is not necessarily indicative of the quality or condition of apparently identical or similar products. As a mutual protection to clients, the public, and these Laboratories, this report is submitted and accepted for the exclusive use of the client to whom it is addressed and upon the condition that it is not to be used, in whole or in part, in any advertising or publicity matter without prior written authorization from us. Sample types, locations, and collection protocols are based upon the information provided by the persons submitting them and, unless collected by personnel of these Laboratories, we expressly disclaim any knowledge and liability for the accuracy and completeness of this information. Residual sample material will be discarded in accordance with the appropriate regulatory guidelines, unless otherwise requested by the client. This report must not be used to claim, and does not imply product certification, approval, or endorsement by NY ELAP, AIHA-LAP, or any agency of the Federal Government. All rights reserved. AMA Analytical Services, Inc.

AMA Analytical Services, Inc.
Focused On Results.

QC Summary for SDG #60944

Overview

Analysis Type: Flame AA
Sample Type: Soil/Solid
Analysis Date: 07/20/2019

Samples Included

615963-1 615963-10 615963-11 615963-12 615963-2 615963-3 615963-4 615963-5 615963-6 615963-7 615963-8 615963-9

Preparation Blank ✔

Result: 0.128 ppm

Report Limit Vertification Sample ✔

Percent Recovery: 112.9%

Duplicates ✔

RPD: 19.2%

Matrix Spike Analysis ✔

Spiked Sample Percent Recovery: 109.7%
Spike Duplicate Percent Recovery: 108.8%
RPD: 0.8%

Matrix Blank ✔

Result: -0.010 ppm

Laboratory Control Sample #1 ✔

Percent Recovery: 110.3%

Laboratory Control Sample #2 ✔

Percent Recovery: 113.16%

Reference Sample

Percent Recovery: N/A

Calibration Curve ✔

Correlation: 0.998292

Serial Dilution / Bench Spike

Serial Dilution RPD: N/A
Bench Spike Percent Recovery: N/A

Notes

AMA Analytical Services, Inc.
Focused On Results.
AIHA (#100470) NVLAP (#101143-0) NY ELAP (10920)
4475 Forbes Blvd. • Lanham, MD 20706
(301) 459-2640 • (800) 346-0961 • Fax (301) 459-2643
www.amalab.com

(COC # Assigned upon arrival at lab.) 6159163

LEAD CHAIN OF CUSTODY

Mailing/Billing Information:
Client Name: SALUT
Address:
Address:
Address:
Phone #: Fax #:

Submittal Information:
Job Name: AITON ES (365) - Rubber
Job Location: ~~2725 10th STREET NE, WASHINGTON, DC 20018~~ 533 48th Place NE Washington, DC 20019
Job #: 19-074 P.O.#:
Point of Contact: MARK APPLEGATE Phone #:
Submitted by: Signature:

Reporting Info (Results provided as soon as technically feasible). If no TAT/Reporting Info is provided, AMA will assign defaults of 5-Day & email/fax to contacts of file.

TURN AROUND TIME (TAT):			REPORT TO:
After Hours (must be pre-scheduled)	**Normal Business Hours**		☐ Include COC/Field Data Sheets with Report
☐ Immediate Date Due:	☐ Immediate ☐ 3-Day	☐ Results Required by Noon	☐ Email:
☐ 24 Hours Time:	☐ Next Day ■ 5-Day +		☐ Fax:
Comments:	☐ 2-Day Due Date: 7/17/19		☐ Verbals

Sample Type

☐ Paint Chip_____(QTY)	☐ Air_____(QTY)	■ Soil/Solid 12 (QTY)	☐ Dust Wipe (wipe type_____)_____(QTY)
☐ TCLP_____(QTY)	☐ Drinking Water_____(QTY)	☐ Waste Water_____(QTY)	☐ Furnace (Media type_____)_____(QTY)

*If field data sheets are submitted, there is no need to complete bottom section ☐ All samples received in good condition unless otherwise noted.

Sample Information					Analysis Matrix				Client Contact (Laboratory Staff Only)
Sample Number	Sample Collection Location/Surface	Date/Time	Volume (L)	Wipe Area	Air	Paint Chip or Soil/Solid	Dust	Water & Other	
									Date/Time: Contact: By:
									Date/Time: Contact: By:
									Date/Time: Contact: By:

LABORATORY STAFF ONLY: (CUSTODY)
1. Date/Time RCVD: 7/9/19 @ 1700 Via: D/O By (print): KOLBY Sign:
2. Date/Time Analyzed: / / @ By (print): Sign:
3. Results/Reported To: Via: Date: / / Time: Initials:
4. Comments: COLLECTED BY ~~TAVON OUTH~~ DJP

SaLUT
1818 New York Ave. NE, Ste 231, Washington, DC 20002
Soil and Land Use Technology, Inc.
Telephone: (301) 595-3783
www.salutinc.com

Job # 19-074

Page ____ of ____

Monitoring & Sampling Datasheet / Chain of Custody

Location address: 365 Aiton Elementary School 533 48th Pl. NE Washington DC 20019

Sampler: Dilruksha J. Fonseka Sampling Date: 07-09-19

General site sampling notes: PG-A - edges wet due to rain previous day - PG-C 3 patches of a different type - small amount of tears, pokes and debris

Sample #	Location/area	Material	Type	Area (ft^2)	Analysis method	Notes:
190709-DJF-365-B-1	PG-A base black 90° steps	Rubber	Bulk			Green/black rubber
190709-DJF-365-B-2	PG-A red double slide	Rubber	Bulk			Green/black rubber
190709-DJF-365-B-3	PG-A black straight steps	Rubber	Bulk			Green/black rubber
190709-DJF-365-B-4	PG-A red curved slide	Rubber	Bulk			Green/black rubber
190709-DJF-365-B-5	PG-B - red strip of sun design	Rubber	Bulk			Red rubber
190709-DJF-365-B-6	PG-B brown double slide	Rubber	Bulk			green/black rubber
190709-DJF-365-B-7	PG-B red twist climb	Rubber	Bulk			green/black rubber
190709-DJF-365-B-8	PG-B brown twisted slide	Rubber	Bulk			green/black rubber
190709-DJF-365-B-9	PG-C double orange slide	Rubber	Bulk			Black - slightly red rubber
190709-DJF-365-B-10	PG-C - metal slide	Rubber	Bulk			Black - slightly red rubber
190709-DJF-365-B-11	PG-C - orange twisted climb	Rubber	Bulk			Black - slightly red rubber
190709-DJF-365-B-12	PG-C - wooden platform close to PG B	Rubber	Bulk			Black - slightly red rubber

Notes: PG-A - furthest apart, PG-B - green/black rubber, PG-C - black rubber

Sampler signature/phone: [signature] 240-860-3126 Date: 07-09-19

Received by*: Lab: AMA Labs 4475 Forbes Boulevard, Lanham MD 20706 Date:

*Receiver acknowledges that all samples were received in good order, properly containerized and preserved and that every sample was without damage and/or obvious tampering of custody seals.

AMA Analytical Services, Inc.
Focused On Results.

CERTIFICATE OF ANALYSIS

Chain of Custody: 615964

Client: SaLUT, Inc.

Address: 1818 New York Avenue, NE
Suite 231
Washington, DC 20002

Attention: Mark Applegate

Job Name: Aiton Elementary School (365) - Rinsed Dust

Job Location: 533 48th Place, NE, Washington, DC 20019

Job Number: 19-074

P.O. Number: Not Provided

Date Submitted: 07/09/2019

Date Analyzed: 07/20/2019

Report Date: 07/22/2019

Date Sampled: 07/09/2019

Person Submitting: N/A

Summary of Atomic Absorption Analysis for Lead

AMA Sample Number	Client Sample Number	Analysis Type	Sample Type	Reporting Limit	Final Result	Comments
615964-1	190709-DJF-365-B-1	Flame AA	Soil/Solid	26 mg/Kg	870 mg/Kg	Rinsed Dust Samples
615964-2	190709-DJF-365-B-2	Flame AA	Soil/Solid	10 mg/Kg	490 mg/Kg	
615964-3	190709-DJF-365-B-3	Flame AA	Soil/Solid	46 mg/Kg	770 mg/Kg	
615964-4	190709-DJF-365-B-4	Flame AA	Soil/Solid	56 mg/Kg	1600 mg/Kg	
615964-5	190709-DJF-365-B-5	Flame AA	Soil/Solid	52 mg/Kg	240 mg/Kg	
615964-6	190709-DJF-365-B-6	Flame AA	Soil/Solid	43 mg/Kg	240 mg/Kg	
615964-7	190709-DJF-365-B-7	Flame AA	Soil/Solid	100 mg/Kg	110 mg/Kg	
615964-8	190709-DJF-365-B-8	Flame AA	Soil/Solid	37 mg/Kg	130 mg/Kg	
615964-9	190709-DJF-365-B-9	Flame AA	Soil/Solid	100 mg/Kg	160 mg/Kg	
615964-10	190709-DJF-365-B-10	Flame AA	Soil/Solid	80 mg/Kg	210 mg/Kg	
615964-11	190709-DJF-365-B-11	Flame AA	Soil/Solid	54 mg/Kg	140 mg/Kg	
615964-12	190709-DJF-365-B-12	Flame AA	Soil/Solid	180 mg/Kg	<180 mg/Kg	

Analysis Method for Flame: Air, Wipes, Paints, and Soil/Solids: EPA 600/R-93/200(M)-7000B; Water: SM-3111B Analysis Method For Furnace: Air, Wipes, Paints, and Soil/Solids : EPA 600/R-93/200(M)-7010; Water: SM-3113B N/A = Not Applicable mg/Kg = parts per million (ppm) on a dry weight basis mg/L = parts per million (ppm) %Pb = percent lead on a dry weight basis ug = micrograms ug/L = parts per billion (ppb)
Note: All samples were received in good condition unless otherwise noted.
Note: All results have two significant digits. Any additional digits shown should not be considered when interpreting the result.

Analyst(s): Nida McGarvey

See QC Summary for analytical results of quality control samples associated with these samples.

Air and Wipe results are not corrected for any blank results. Final results for air and wipe samples are based on client supplied information not verified by this laboratory.

All results are to be considered preliminary and subject to change unless signed by the Technical Director or Deputy.

AMA Analytical Services, Inc.
Focused On Results.

CERTIFICATE OF ANALYSIS

Chain of Custody: 615964

Client: SaLUT, Inc.

Address: 1818 New York Avenue, NE
Suite 231
Washington, DC 20002

Attention: Mark Applegate

Job Name: Aiton Elementary School (365) - Rinsed Dust

Job Location: 533 48th Place, NE, Washington, DC 20019

Job Number: 19-074

P.O. Number: Not Provided

Date Submitted: 07/09/2019

Date Analyzed: 07/20/2019

Report Date: 07/22/2019

Date Sampled: 07/09/2019

Person Submitting: N/A

Summary of Atomic Absorption Analysis for Lead

AMA Sample Number	Client Sample Number	Analysis Type	Sample Type	Reporting Limit	Final Result	Comments

Technical Director G. Edward Carney

This report applies only to the sample, or samples, investigated and is not necessarily indicative of the quality or condition of apparently identical or similar products. As a mutual protection to clients, the public, and these Laboratories, this report is submitted and accepted for the exclusive use of the client to whom it is addressed and upon the condition that it is not to be used, in whole or in part, in any advertising or publicity matter without prior written authorization from us. Sample types, locations, and collection protocols are based upon the information provided by the persons submitting them and, unless collected by personnel of these Laboratories, we expressly disclaim any knowledge and liability for the accuracy and completeness of this information. Residual sample material will be discarded in accordance with the appropriate regulatory guidelines, unless otherwise requested by the client. This report must not be used to claim, and does not imply product certification, approval, or endorsement by NY ELAP, AIHA-LAP, or any agency of the Federal Government. All rights reserved. AMA Analytical Services, Inc.

AMA Analytical Services, Inc.
Focused On Results.

QC Summary for SDG #60945

Overview

Analysis Type: Flame AA
Sample Type: Soil/Solid
Analysis Date: 07/20/2019

Samples Included

615964-1 615964-10 615964-11 615964-12 615964-2 615964-3 615964-4 615964-5 615964-6 615964-7 615964-8 615964-9

Preparation Blank ✔

Result: 0.092 ppm

Report Limit Vertification Sample ✖

Percent Recovery: 123.9%

Duplicates ✔

RPD: 4.8%

Matrix Spike Analysis ✔

Spiked Sample Percent Recovery: 98.7%
Spike Duplicate Percent Recovery: 101.9%
RPD: 3.2%

Matrix Blank ✔

Result: 0.060 ppm

Laboratory Control Sample #1 ✔

Percent Recovery: 116.0%

Laboratory Control Sample #2 ✔

Percent Recovery: 111.92%

Reference Sample

Percent Recovery: N/A

Calibration Curve ✔

Correlation: 0.998292

Serial Dilution / Bench Spike

Serial Dilution RPD: N/A
Bench Spike Percent Recovery: N/A

Notes

Recovery for the Report Limit Verification Sample is above the upper control limit of 120%. A passing Report Limit Verification Sample for wipe samples for this analysis date was analyzed with SDG 60944 (112.9% recovery).

AMA Analytical Services, Inc.
Focused On Results.
AIHA (#100470) NVLAP (#101143-0) NY ELAP (10920)
4475 Forbes Blvd. • Lanham, MD 20706
(301) 459-2640 • (800) 346-0961 • Fax (301) 459-2643
www.amalab.com

(COC # Assigned upon arrival at lab.) 615964

LEAD CHAIN OF CUSTODY

Mailing/Billing Information:

Client Name: SALUT
Address:
Address:
Address:
Phone #: Fax #:

Submittal Information:

Job Name: AITON ES (365) - Rinse
Job Location: ~~2725 18th STREET NE, WASHINGTON, DC 20018~~ 533 48th Place NE Wash. DC 20019
Job #: 19-074 P.O. #:
Point of Contact: MARK APPLEGATE Phone #:
Submitted by: Signature:

Reporting Info (Results provided as soon as technically feasible). If no TAT/Reporting Info is provided, AMA will assign defaults of 5-Day & email/fax to contacts of file.

TURN AROUND TIME (TAT):			REPORT TO:
After Hours (must be pre-scheduled)	**Normal Business Hours**		☐ Include COC/Field Data Sheets with Report
☐ Immediate Date Due:	☐ Immediate ☐ 3-Day	☐ Results Required by Noon	☐ Email:
☐ 24 Hours Time:	☐ Next Day ■ 5-Day +		☐ Fax:
Comments:	☐ 2-Day Due Date: 7/17/19		☐ Verbals

Sample Type

☐ Paint Chip (QTY)	☐ Air (QTY)	■ Soil/Solid 12 (QTY)	☐ Dust Wipe (wipe type) (QTY)
☐ TCLP (QTY)	☐ Drinking Water (QTY)	☐ Waste Water (QTY)	☐ Furnace (Media type) (QTY)

*If field data sheets are submitted, there is no need to complete bottom section

☐ All samples received in good condition unless otherwise noted.

Sample Information					Analysis Matrix				Client Contact (Laboratory Staff Only)
Sample Number	Sample Collection Location/Surface	Date/Time	Volume (L)	Wipe Area	Air	Paint Chip or Soil/Solid	Dust	Water & Other	
									Date/Time: Contact: By:
									Date/Time: Contact: By:
									Date/Time: Contact: By:

LABORATORY STAFF ONLY: (CUSTODY)

1. Date/Time RCVD: 7/9/19 @ 1700 Via: D/O By (print): KOLBY Sign:
2. Date/Time Analyzed: / / @ By (print): Sign:
3. Results/Reported To: Via: Date: / / Time: Initials:
4. Comments: COLLECTED BY ~~TAVON OUTH~~ - DJF

SaLUT
Soil and Land Use Technology, Inc.
1818 New York Ave. NE, Ste 231, Washington, DC 20002
Telephone: (301) 595-3783
www.salutinc.com

Job # 19-074
Page ____ of ____

Monitoring & Sampling Datasheet / Chain of Custody

Location address: 365 Aiton Elementary School 533 48th Pl. NE Washington DC 20019

Sampler: Dilruksha J. Fousela Sampling Date: 07-09-19

General site sampling notes: PG-A- edges wet due to rain previous day - PG-C 3 patches of a different type - small amount of tears, pebbles and debris

Sample #	Location/area	Material	Type	Area (ft^2)	Analysis method	Notes:
190709-DJF-365-B-1	PG-A base black 90° steps	Rubber	Bulk			Green/black rubber
190709-DJF-365-B-2	PG-A red double slide	Rubber	Bulk			Green/black rubber
190709-DJF-365-B-3	PG-A black straight steps	Rubber	Bulk			Green/black rubber
190709-DJF-365-B-4	PG-A red curved slide	Rubber	Bulk			Green/black rubber
190709-DJF-365-B-5	PG-B red strip at sun design	Rubber	Bulk			Red rubber
190709-DJF-365-B-6	PG-B brown double slide	Rubber	Bulk			green/black rubber
190709-DJF-365-B-7	PG-B red twist climb	Rubber	Bulk			green/black rubber
190709-DJF-365-B-8	PG-B brown twisted slide	Rubber	Bulk			green/black rubber
190709-DJF-365-B-9	PG-C double orange slide	Rubber	Bulk			Black-slightly red rubber
190709-DJF-365-B-10	PG-C-metal slide	Rubber	Bulk			Black-slightly red rubber
190709-DJF-365-B-11	PG-C-orange twisted climb	Rubber	Bulk			Black-slightly red rubber
190709-DJF-365-B-12	PG-C-wooden platform close to PG B	Rubber	Bulk			Black-slightly red rubber

Notes: PG-A - furthest apart, PG-B - green/black rubber, PG-C - black rubber

Sampler signature/phone: [signature] 240-860-3126 Date: 07-09-19

Received by*: Lab: AMA Labs 4475 Forbes Boulevard, Lanham MD 20706 Date:

*Receiver acknowledges that all samples were received in good order, properly containerized and preserved and that every sample was without damage and/or obvious tampering of custody seals.

Attachment B

Playground and Sample Location Maps

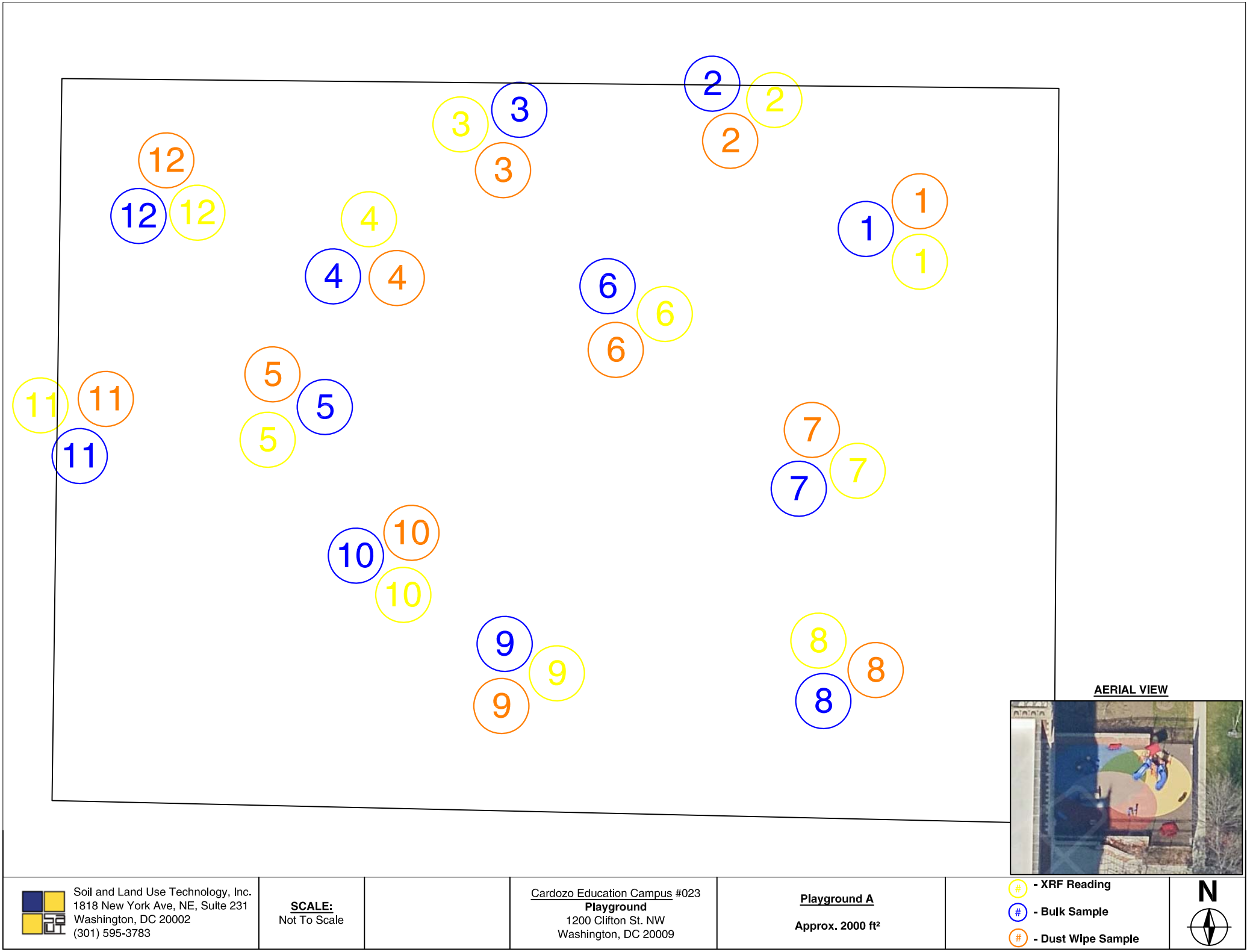

Soil and Land Use Technology, Inc.
1818 New York Ave, NE, Suite 231
Washington, DC 20002
(301) 595-3783

SCALE:
Not To Scale

Cardozo Education Campus #023
Playground
1200 Clifton St. NW
Washington, DC 20009

Playground A

Approx. 2000 ft²

- XRF Reading
- Bulk Sample
- Dust Wipe Sample

N



AERIAL VIEW

Soil and Land Use Technology, Inc.
1818 New York Ave, NE, Suite 231
Washington, DC 20002
(301) 595-3783

SCALE:
Not To Scale

Thomson Elementary School #186
Playground
1200 L St. NW
Washington, DC 20005

Playground A
Roof Top
Approx. 205 ft²

(#) - XRF Reading
(#) - Bulk Sample
(#) - Dust Wipe Sample

N

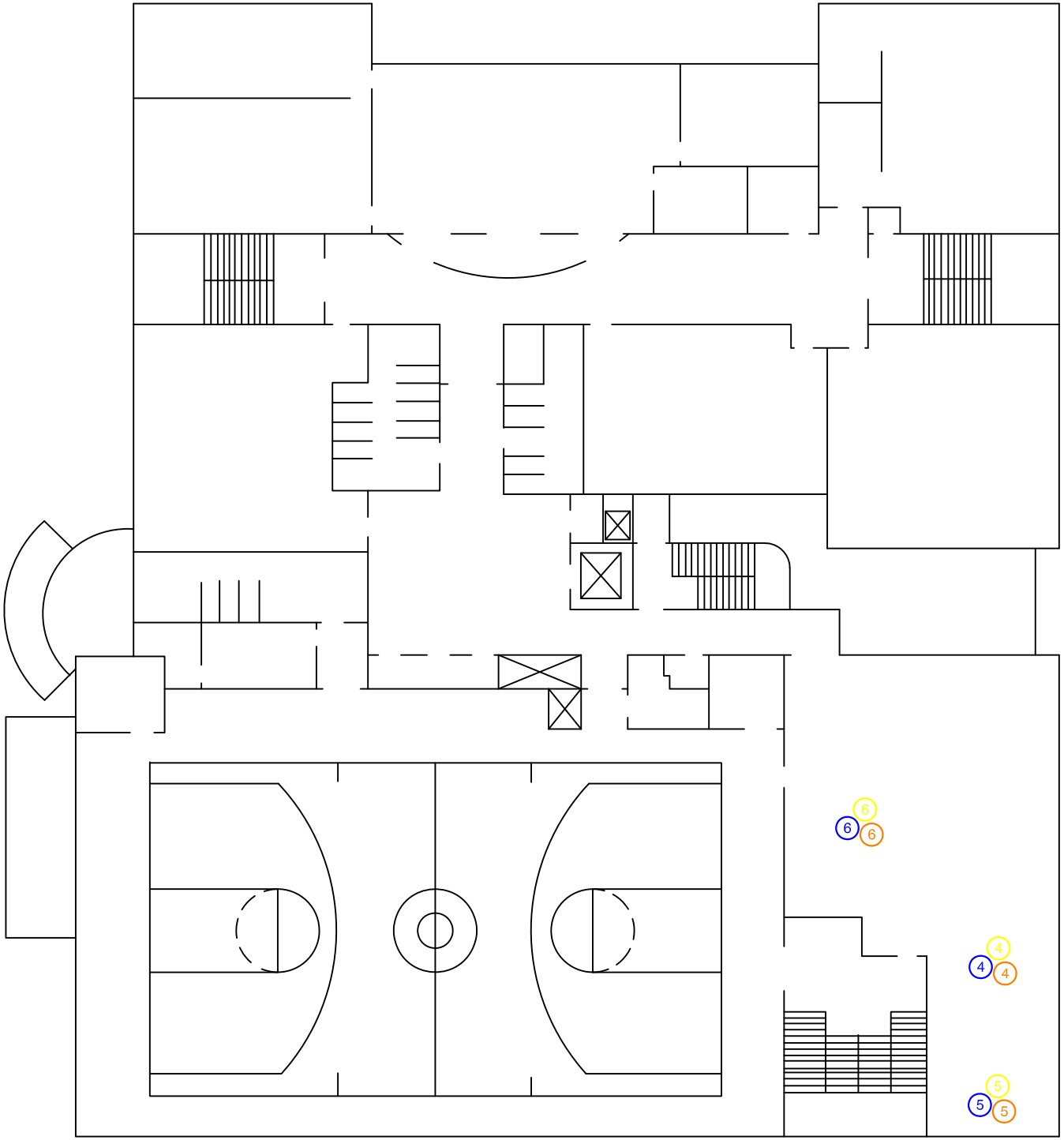

AERIAL VIEW

Soil and Land Use Technology, Inc.
1818 New York Ave, NE, Suite 231
Washington, DC 20002
(301) 595-3783

SCALE:
Not To Scale

Thomson Elementary School #186
Playground
1200 L St. NW
Washington, DC 20005

Playground B
3rd Floor
Indoor Playground

- XRF Reading
- Bulk Sample
- Dust Wipe Sample

N

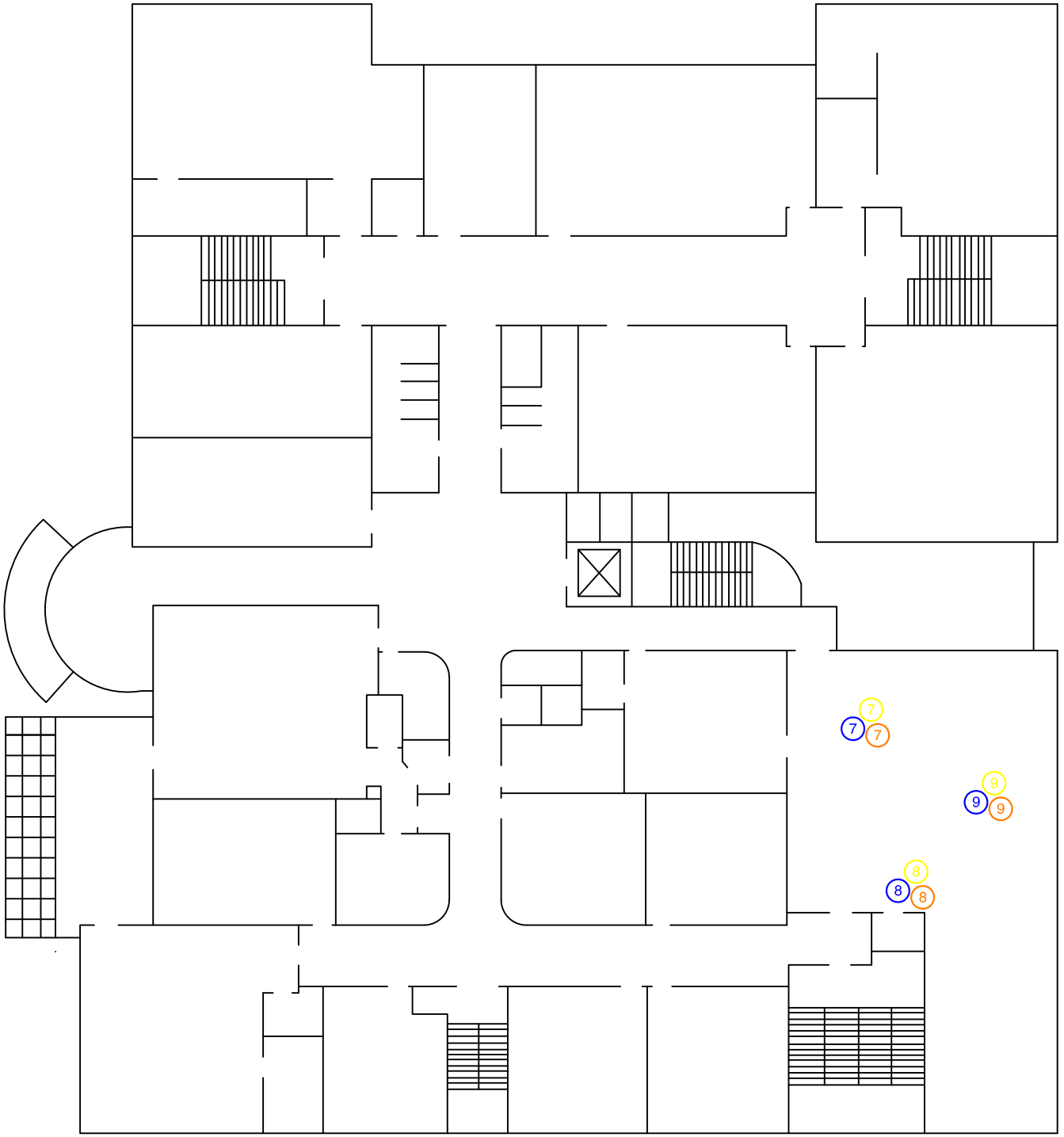

AERIAL VIEW

Soil and Land Use Technology, Inc.
1818 New York Ave, NE, Suite 231
Washington, DC 20002
(301) 595-3783

SCALE:
Not To Scale

Thomson Elementary School #186
Playground
1200 L St. NW
Washington, DC 20005

Playground C
2nd Floor
Indoor Playground

- XRF Reading
- Bulk Sample
- Dust Wipe Sample

N

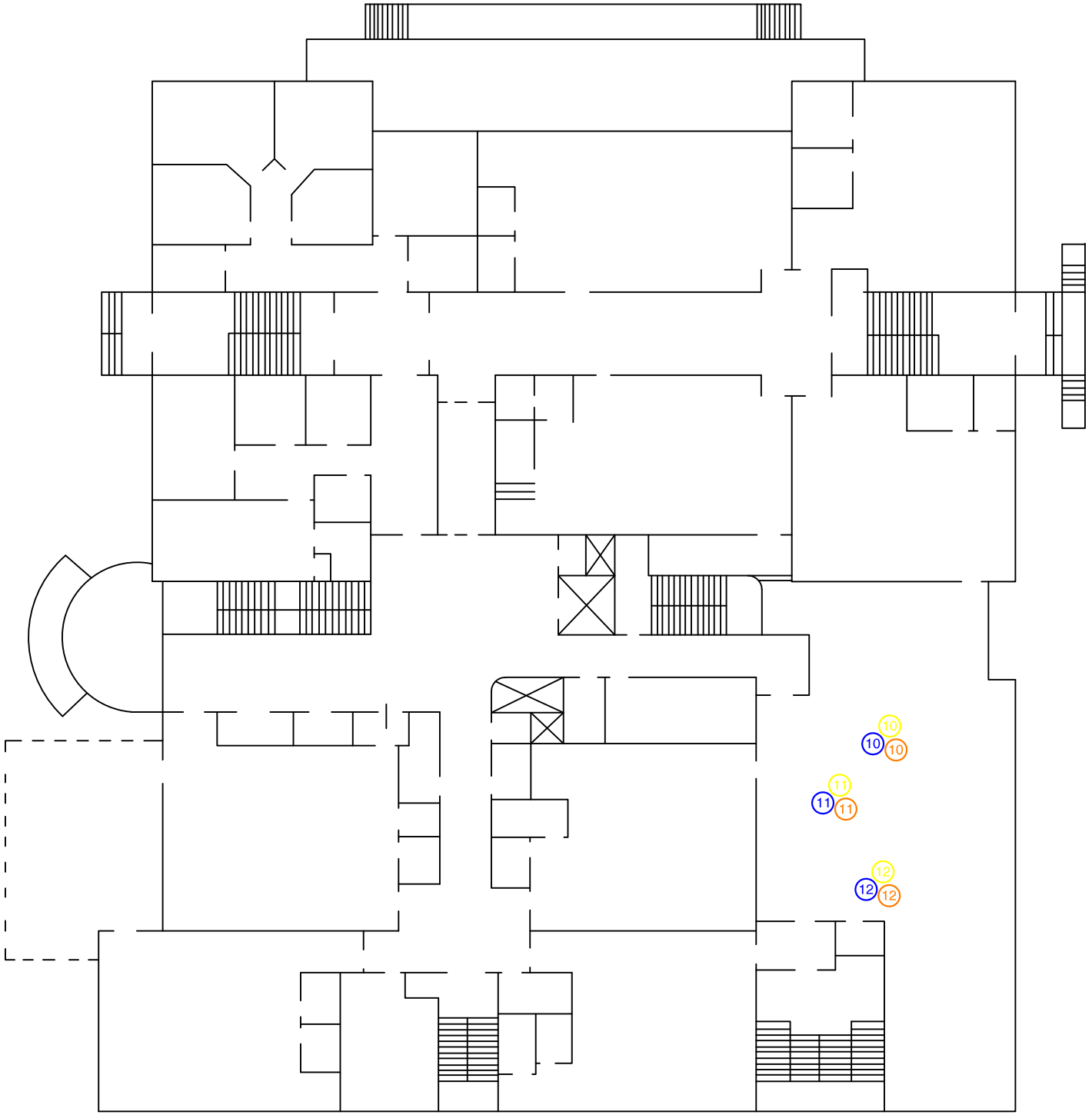

AERIAL VIEW

Soil and Land Use Technology, Inc.
1818 New York Ave, NE, Suite 231
Washington, DC 20002
(301) 595-3783

SCALE:
Not To Scale

Thomson Elementary School #186
Playground
1200 L St. NW
Washington, DC 20005

Playground D
1st Floor
Indoor Playground

(#) - XRF Reading
(#) - Bulk Sample
(#) - Dust Wipe Sample

N

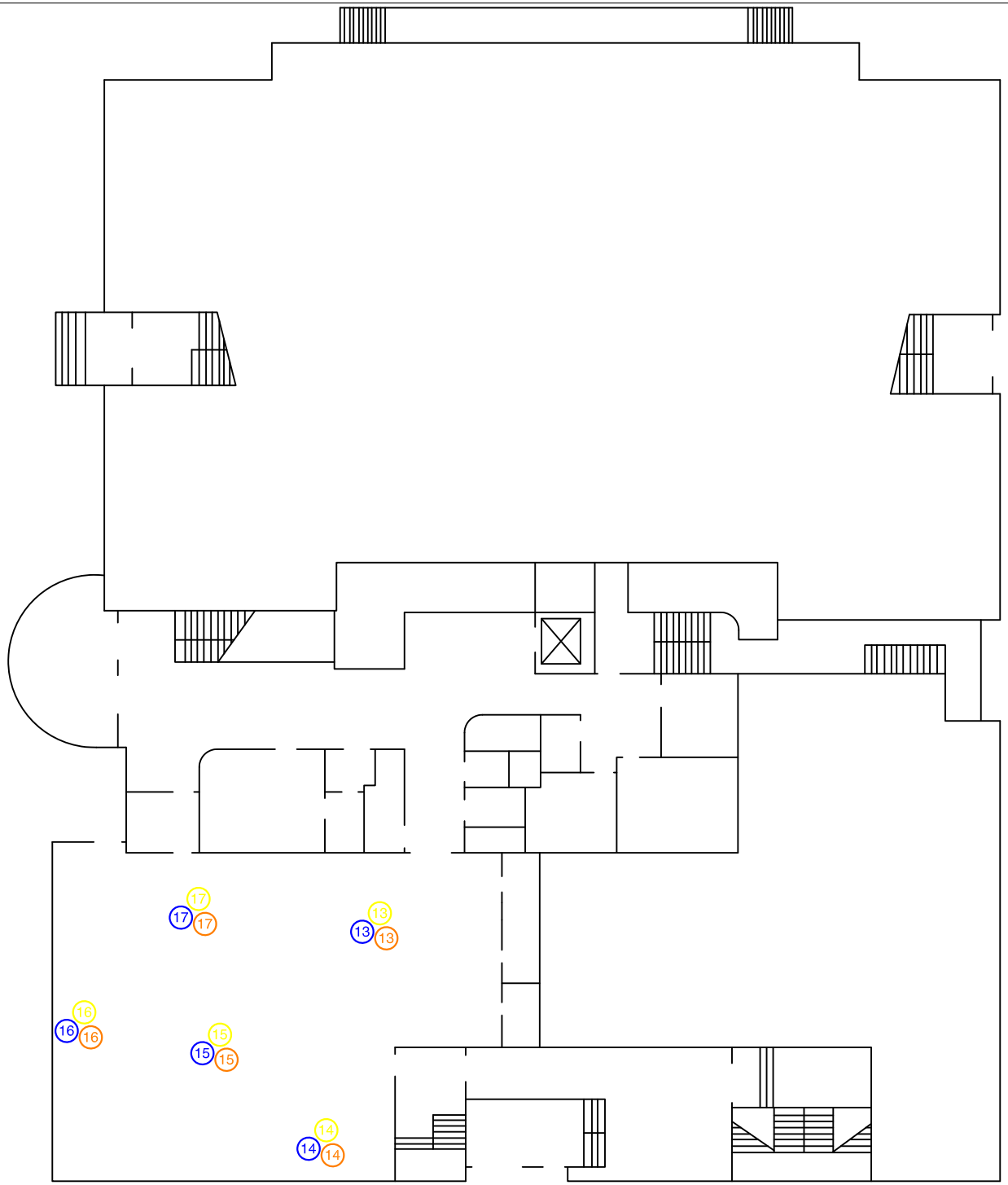

AERIAL VIEW

Soil and Land Use Technology, Inc.
1818 New York Ave, NE, Suite 231
Washington, DC 20002
(301) 595-3783

SCALE:
Not To Scale

Thomson Elementary School #186
Playground
1200 L St. NW
Washington, DC 20005

Playground E
Ground Floor
Indoor Playground

(#) - XRF Reading
(#) - Bulk Sample
(#) - Dust Wipe Sample

N

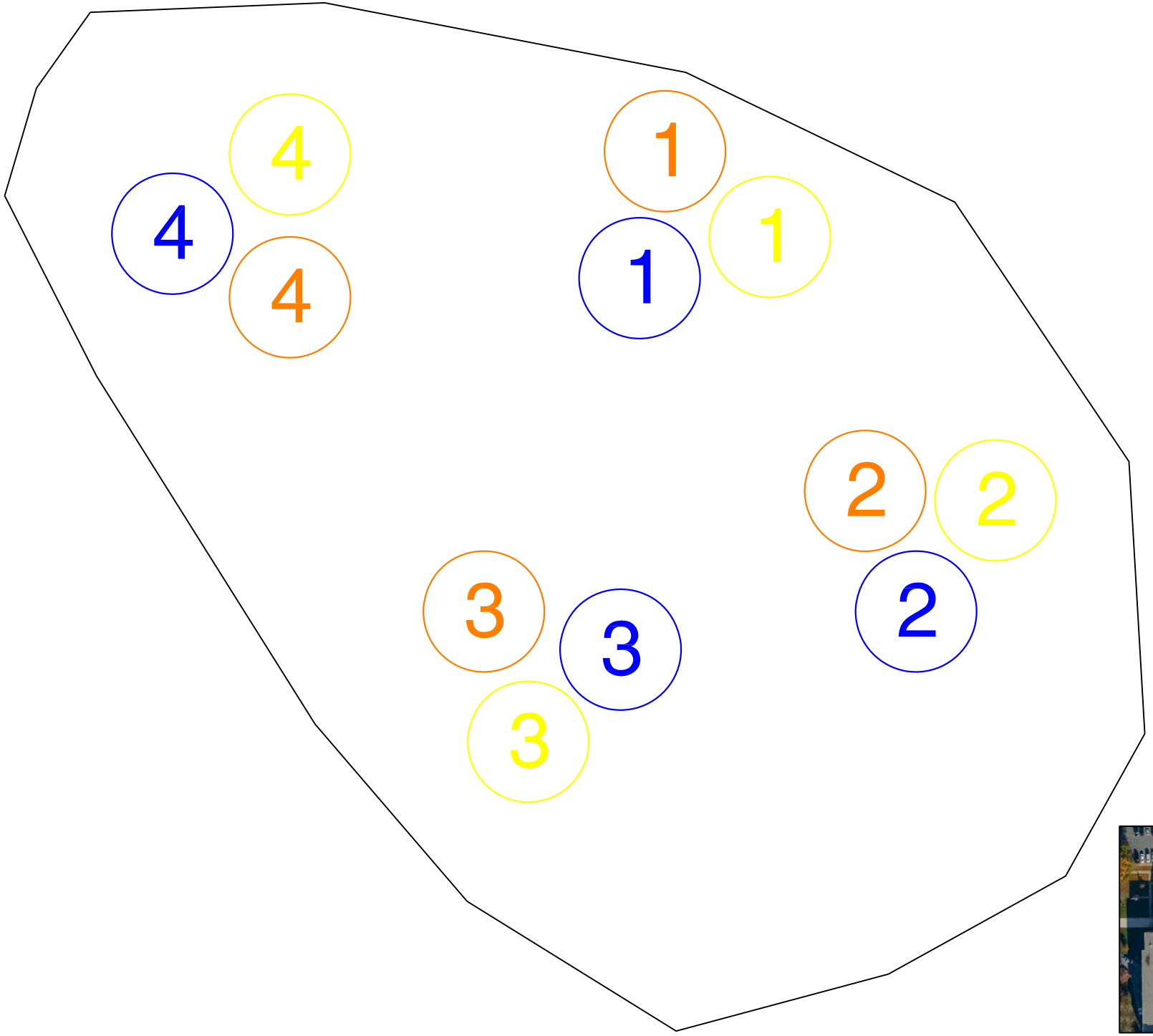

AERIAL VIEW

Soil and Land Use Technology, Inc.
1818 New York Ave, NE, Suite 231
Washington, DC 20002
(301) 595-3783

SCALE:
Not To Scale

Aiton Elementary School #365
Playground
533 48th Pl. NE
Washington, DC 20019

Playground A

Approx. 1110 ft²

(#) - XRF Reading
(#) - Bulk Sample
(#) - Dust Wipe Sample

N

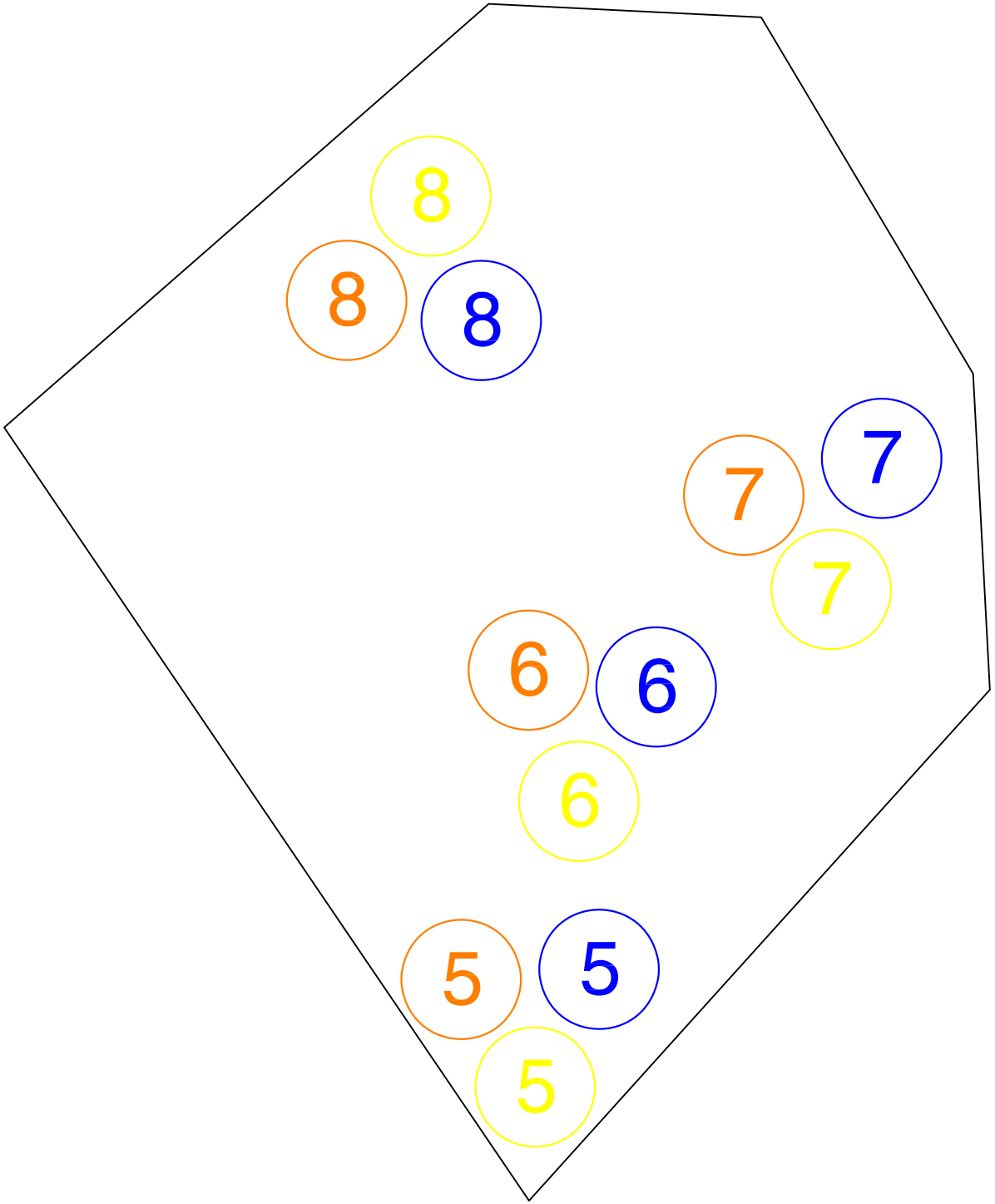

AERIAL VIEW

Soil and Land Use Technology, Inc.
1818 New York Ave, NE, Suite 231
Washington, DC 20002
(301) 595-3783

SCALE:
Not To Scale

Aiton Elementary School #365
Playground
533 48th Pl. NE
Washington, DC 20019

Playground B

Approx. 925 ft²

(#) - XRF Reading
(#) - Bulk Sample
(#) - Dust Wipe Sample

N

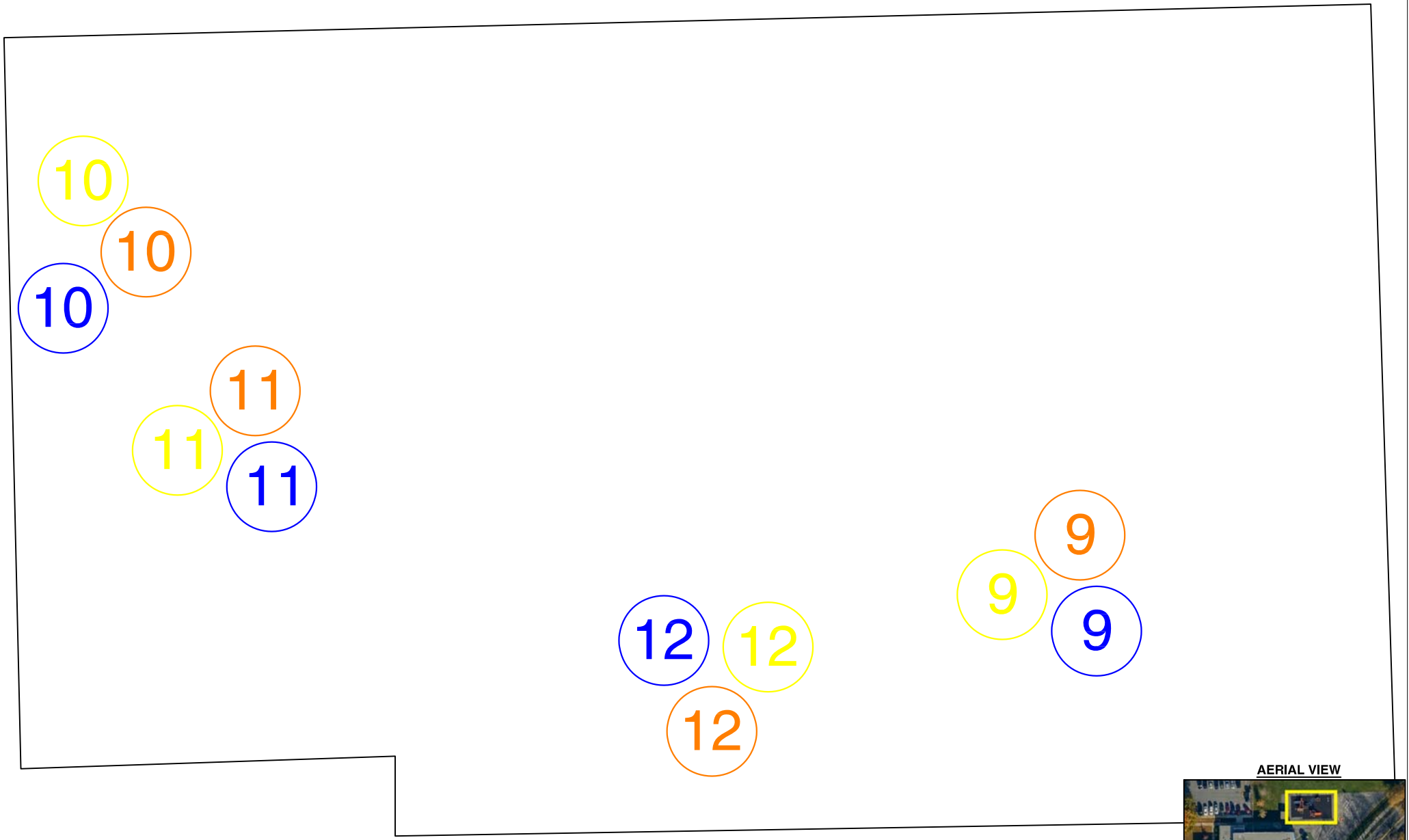

AERIAL VIEW

Soil and Land Use Technology, Inc.
1818 New York Ave, NE, Suite 231
Washington, DC 20002
(301) 595-3783

SCALE:
Not To Scale

Aiton Elementary School #365
Playground
533 48th Pl. NE
Washington, DC 20019

Playground C

Approx. 2600 ft²

(#) - XRF Reading
(#) - Bulk Sample
(#) - Dust Wipe Sample

N