

# Palisades Recreation Center Building Renovation Survey

SUMMARY FINDINGS



MARCH 2015



## Executive Summary Results

- **449 DC residents took the survey, and 99% of the respondents are from the Palisades – indicating strong local interest in the future of the Palisades Rec Center Building.**
- **The five most sought after enhancements are renovated bathrooms with outside access, meeting & activity space, a fitness room space, ping pong/foosball tables and a gymnasium.**
- **A gymnasium large enough to support a middle school-size basketball court is most preferred with 56% supporting and 44% opposing.**
- **87% of respondents prefer not to preserve the current building or support preserving only some of the current building façade. 13% of respondents prefer to preserve all or most of the current building.**
- **79% of respondents care about preserving the large tree in back of the current building, and 81% of respondents care about retaining walking paths in back of the current building.**
- **Respondents favor a Neighborhood Center scale building (7,500-15,000 SF) with 76% supporting and 24% opposing. The next most popular option is the Community Center scale (15,000-30,000 SF) with 60% supporting and 40% opposing.**
- **Over 90% of respondents favor a design that complements the terrain of the site, that is energy efficient and that mimics the character of the Palisades neighborhood.**
- **Traffic flow (81%) and parking (84%) are the primary areas of potential concern among the survey respondents. Also, 78% of respondents think it's important that the final building plan be dependent upon results of a traffic and parking study.**

## 449 DC Residents Participated in the Survey

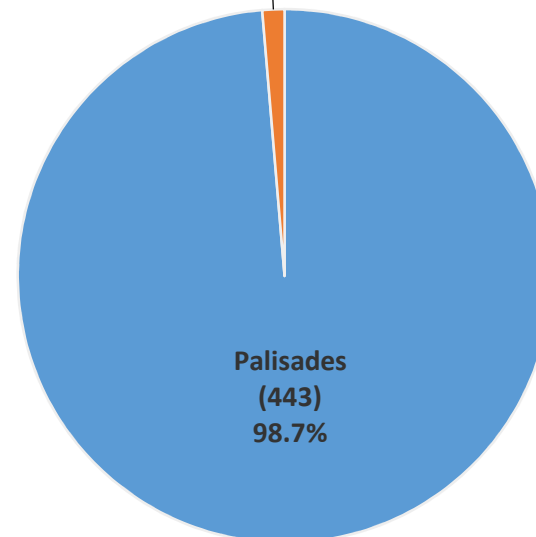
*An additional 6 non-DC residents participated, but their responses are not considered in this report*

### Survey Background

- Opened from February 25, 2015 to March 16, 2015
- Promoted with lawn signs, Northwest Current article, multiple community list serves, PCA website and community meeting announcements
- Operated using Survey Monkey technology
- Limited to 1 entry per person (no evidence of tampering)
- Sponsored by the Palisades Citizens Association

### Neighborhood Representation

Other DC Neighborhoods (6)  
1.3%



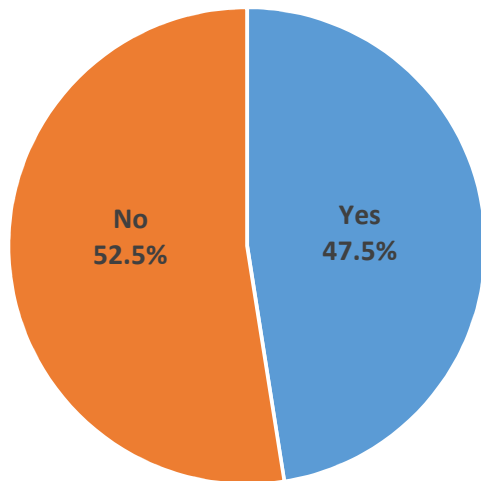
#### Other DC Neighborhoods

Cathedral Heights	3
Tenleytown/AU Park	2
Georgetown	1
Foxhall	1

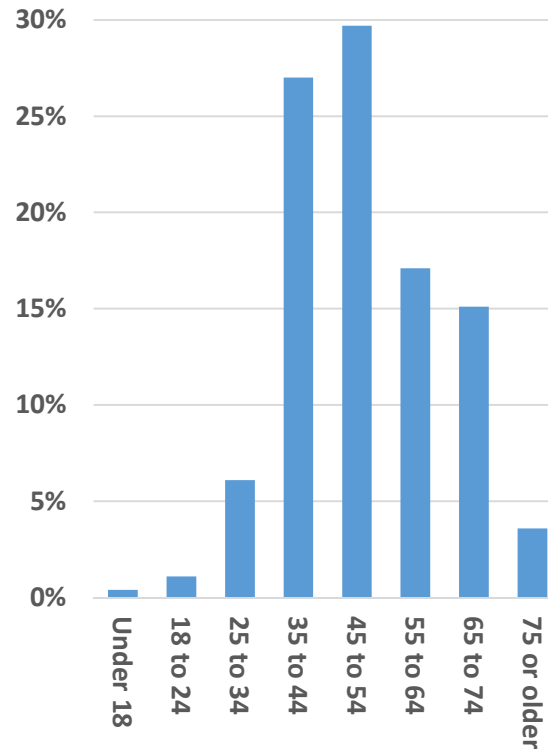
Q. Are you also answering on behalf of a child who lives with you?

Q. If you use the building now, how do you primarily travel there?

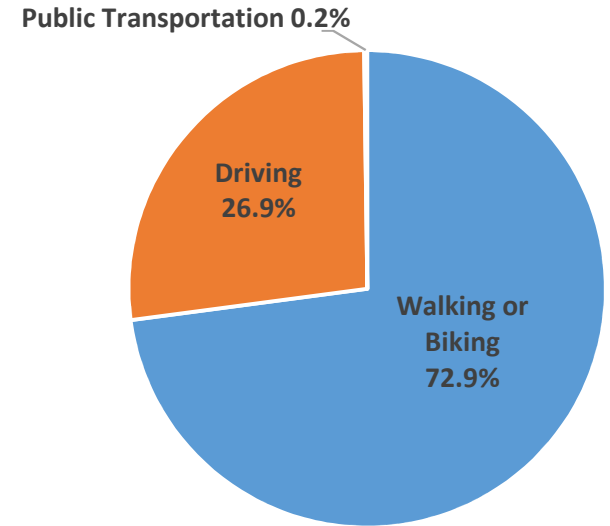
## Responding for Children, Too



## Age of Respondents



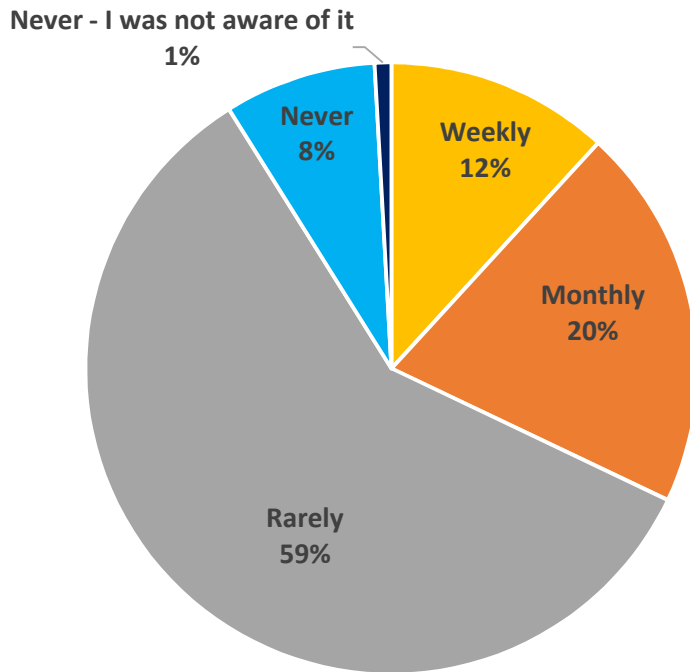
## Method of Transportation



Q. How often do you use the building now?

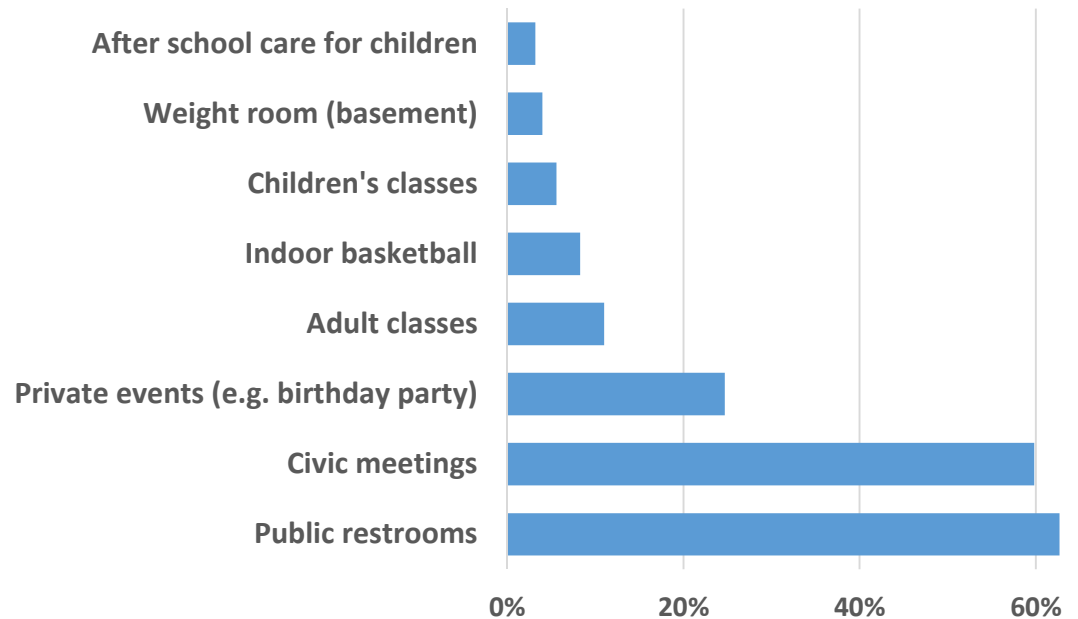
Q. If you use the building now, what types of activities do you utilize?

## Frequency of Current Use



68% of respondents rarely or never use the Rec Center Building today

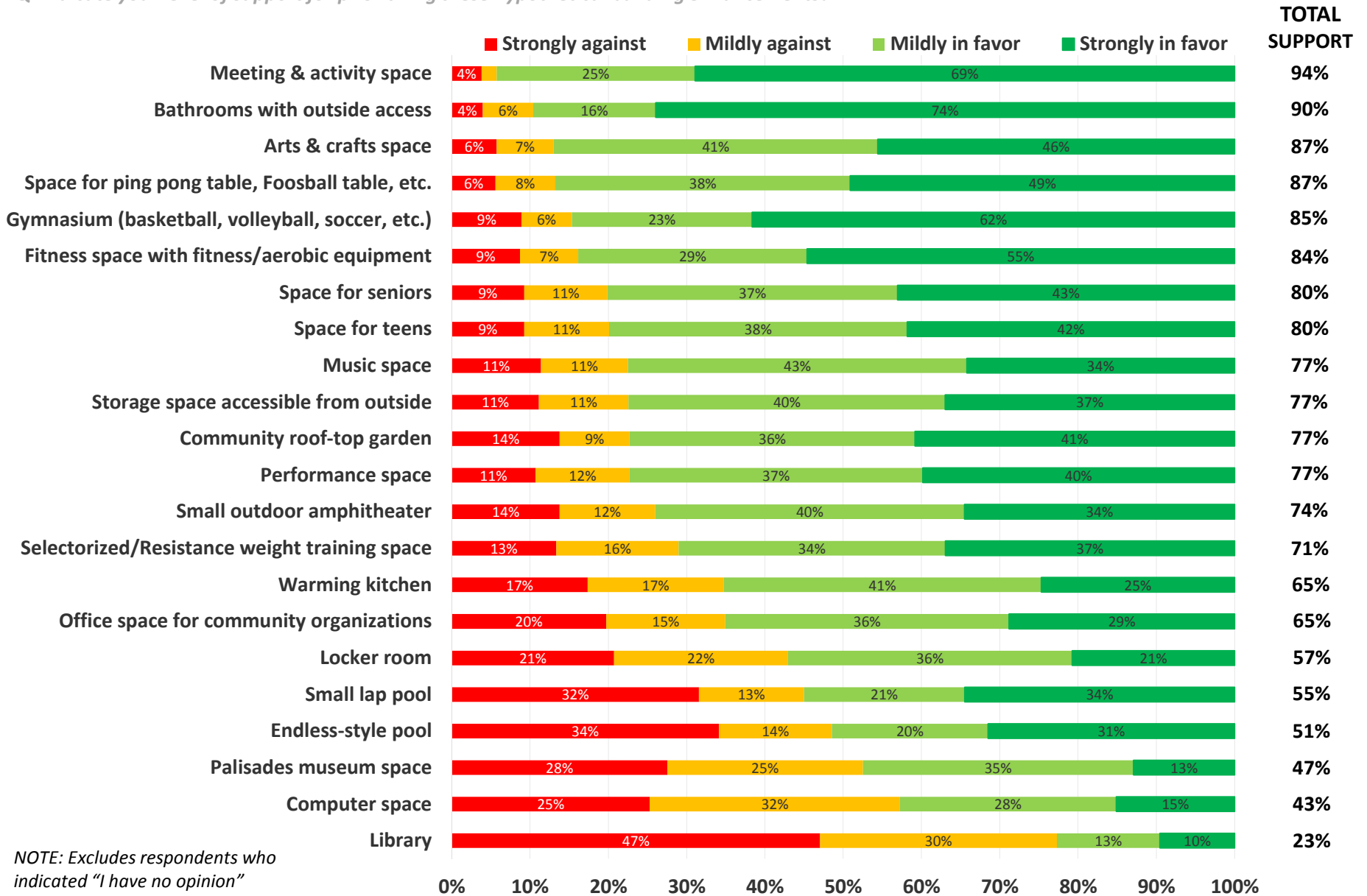
## Type of Current Use



**Palisades Rec Center Building Renovation Survey**  
SUMMARY FINDINGS

# Preferred Enhancements

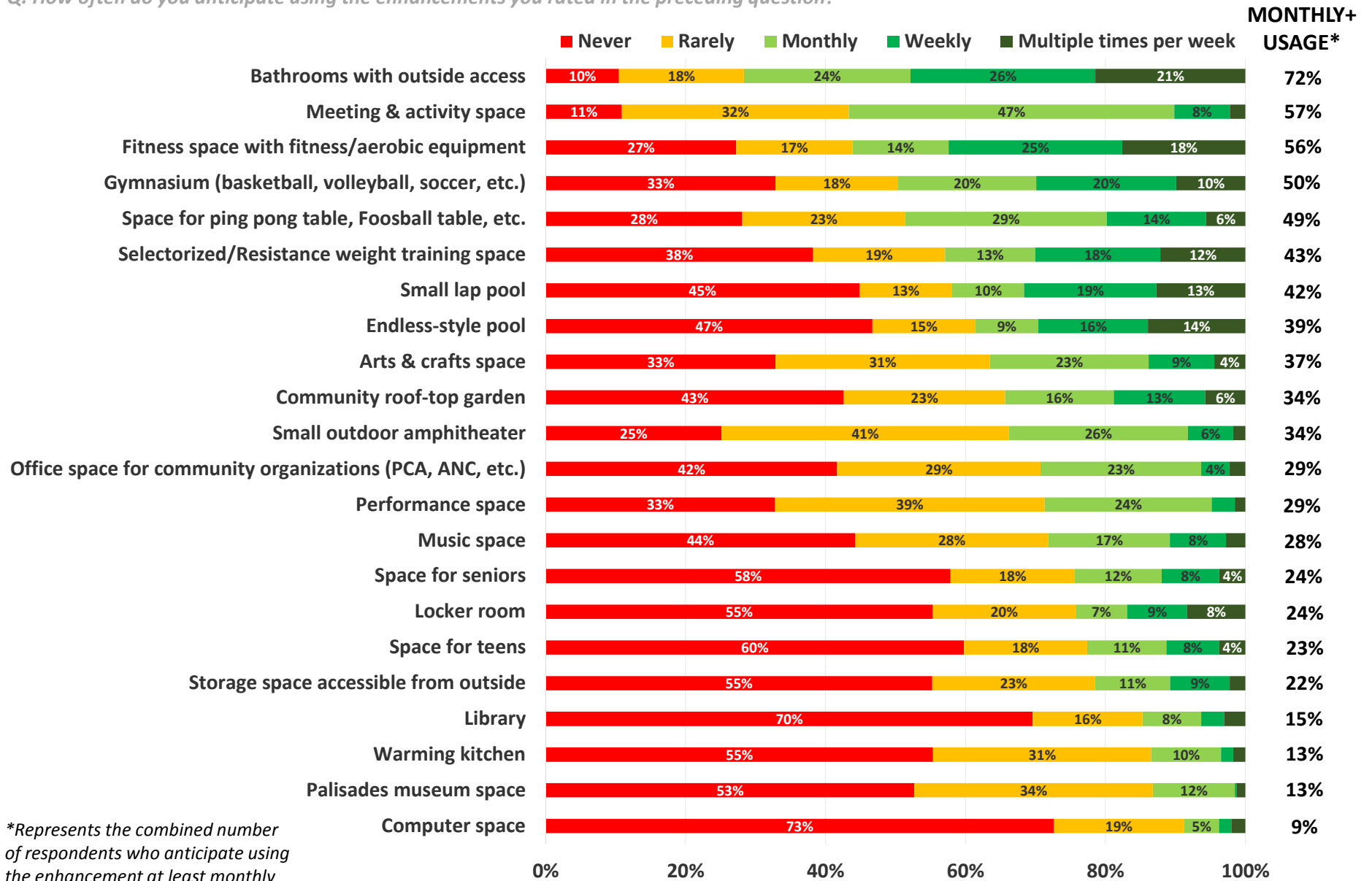
Q. Indicate your level of support for prioritizing these hypothetical building enhancements?



NOTE: Excludes respondents who indicated "I have no opinion"

# Anticipated Use of Enhancements

Q. How often do you anticipate using the enhancements you rated in the preceding question?

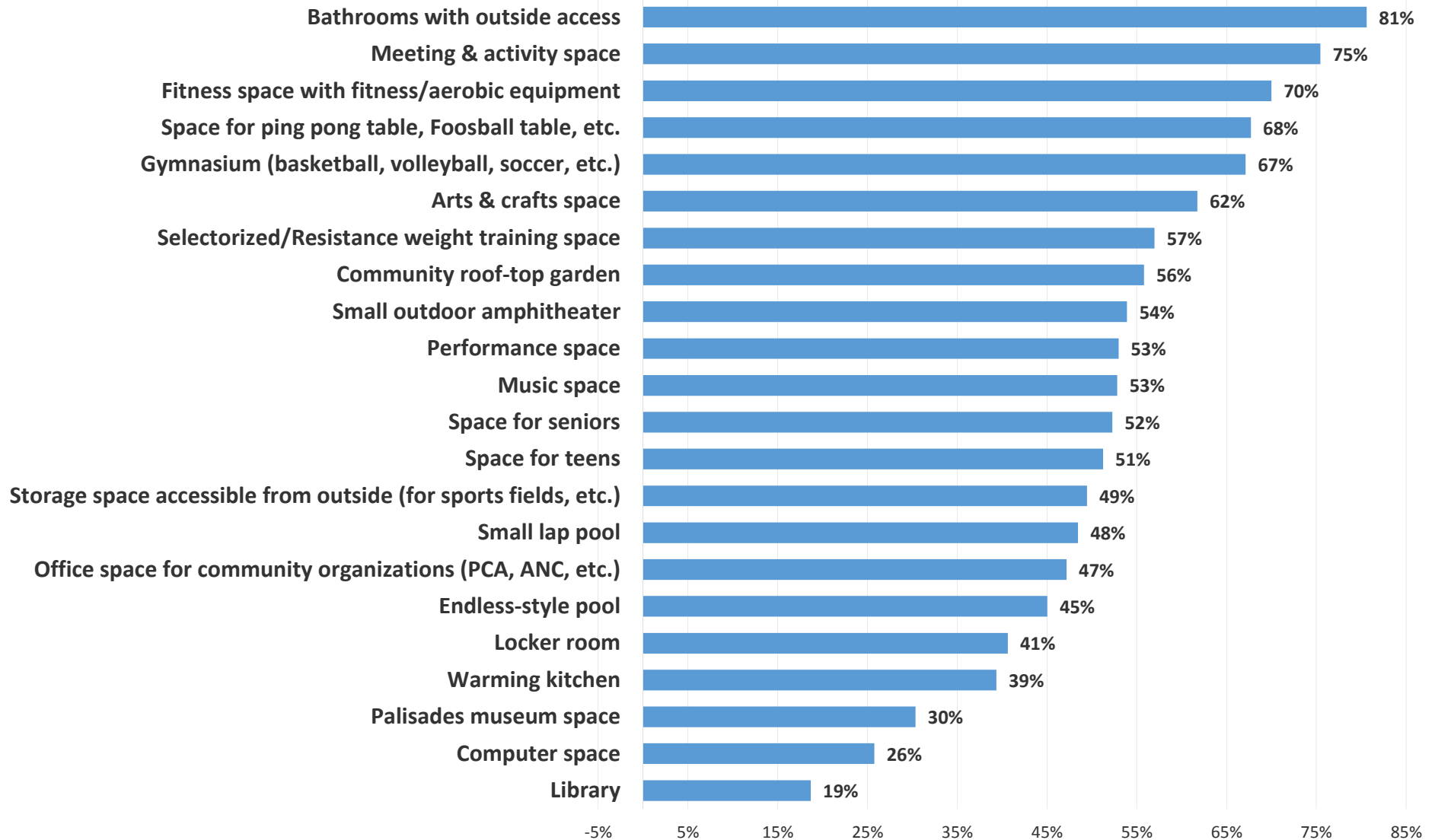


\*Represents the combined number of respondents who anticipate using the enhancement at least monthly

## Combined Enhancement Ranking

*The combined enhancement ranking is based on the average percentage of respondents who both support the hypothetical enhancement and expect to use it at least monthly.*

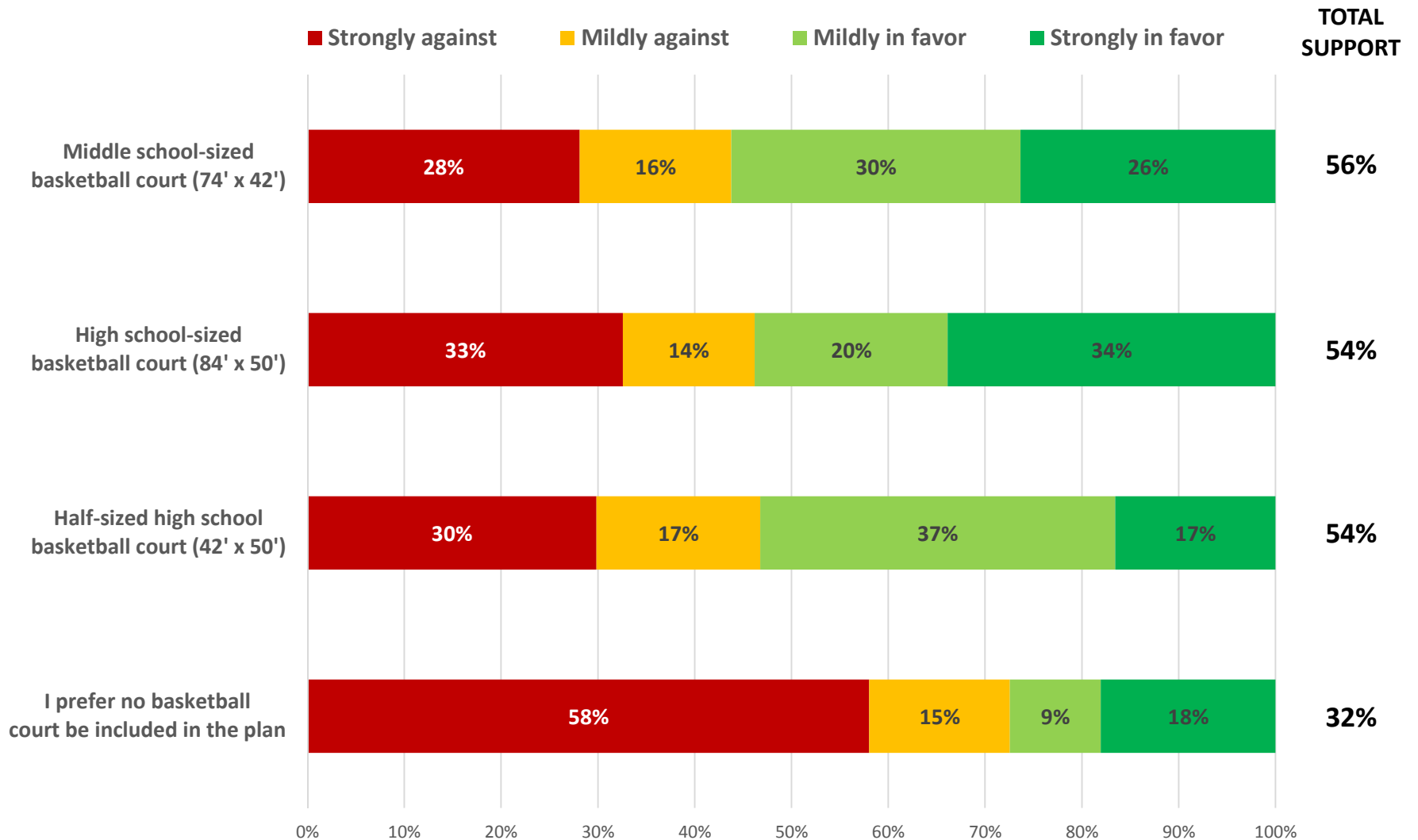
### Support + Expected Use





## Basketball Court Size Preference

Q. Indicate your level of support for the type of future gymnasium.



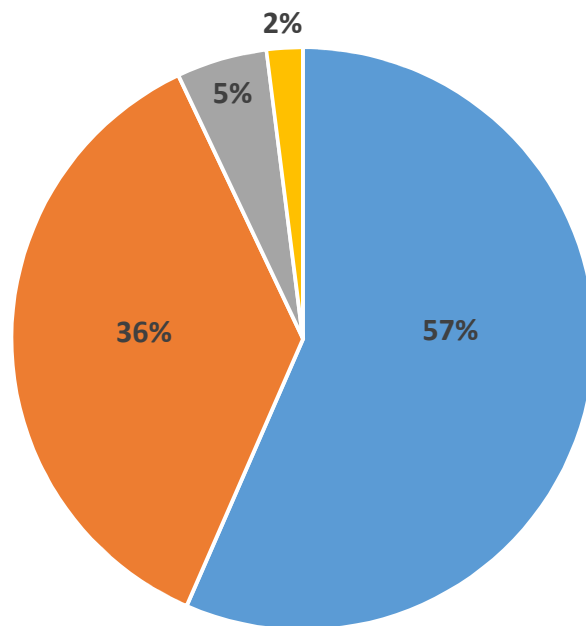
NOTE: Excludes respondents who indicated "I have no opinion"

## Types of Programming

Q. How important is it to prioritize open use in the scheduling of a future building?

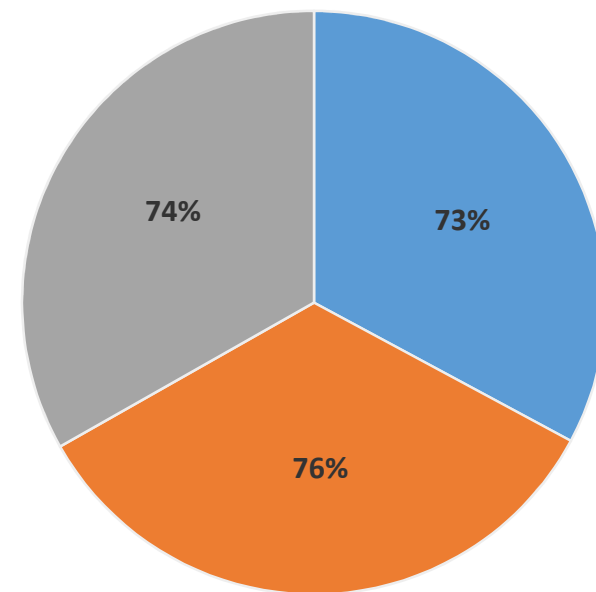
Q. What types of programming do you anticipate using in the future building?

### Prioritizing Open Use



- Very important
- Somewhat important
- Not very important
- Not important

### Programming Preferences



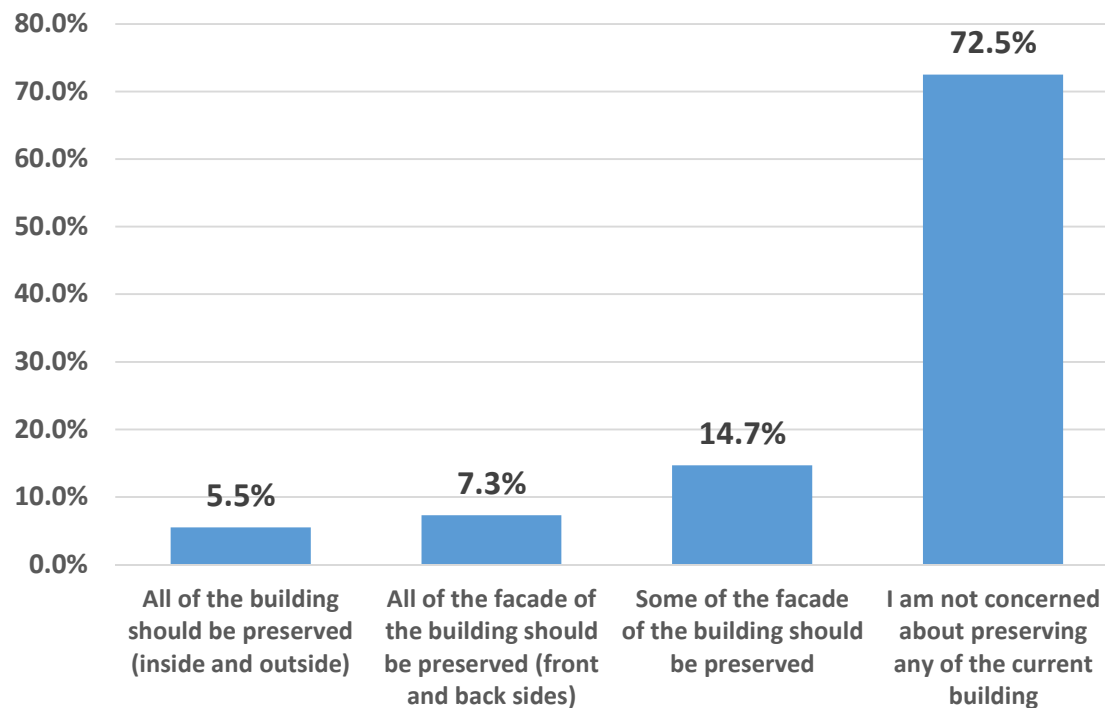
- Programs organized by the Department of Parks & Recreation
- Programs organized by private instructors, clubs, etc.
- Personal use and/or informal use

NOTE: Excludes respondents who indicated "I do not know enough to answer"

# Preservation Preferences

Q. To what extent should the current building be preserved?

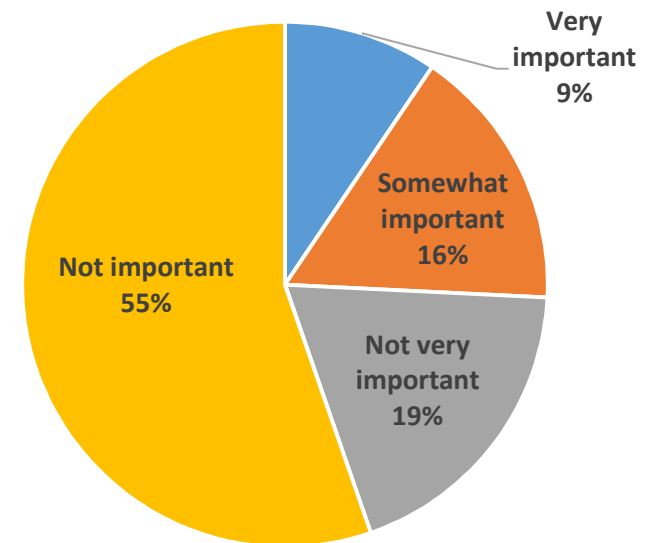
## Preserving the Current Building



87% of respondents are not concerned about preserving the current building or support preserving only some of the façade

Q. How important to you is it to preserve the flagstone terrace in back of the current building?

## Preserving the Outdoor Terrace



74% of respondents are not concerned about preserving the outdoor terrace

NOTE: Excludes respondents who indicated "I do not know enough to answer"

# Scope of a Future Building

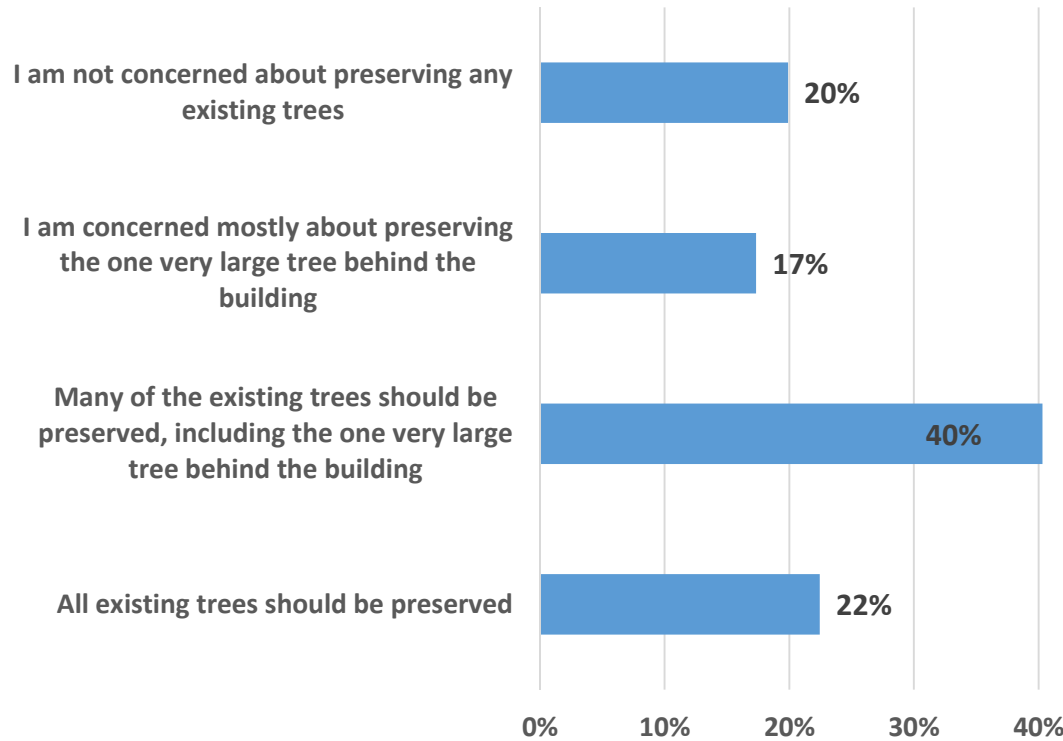
Q. Using DC's Department of Parks and Recreation definitions, indicate your level of support for the following types of future building approaches.  
NOTE: For reference, the current building is ~6,000 square feet (SF) including the basement and second story.



Q. If the footprint of the building is expanded, to what extent should existing trees around the building be preserved?

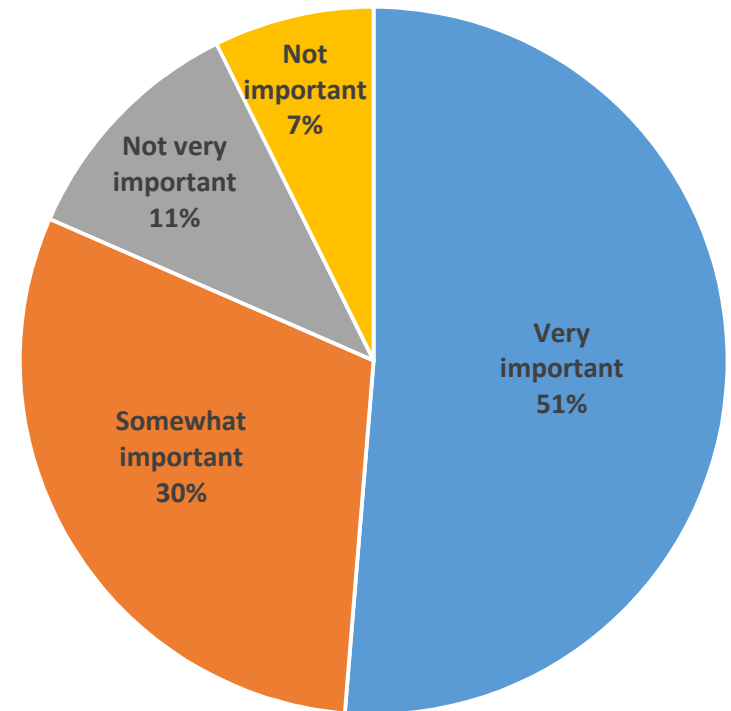
If the footprint of the building is expanded, how important is it to preserve/provide walking paths that maintain circulation around the building?

## Preservation of Existing Trees



80% of respondents are concerned about at least preserving the large tree in back of the current building

## Ability to Walk around Building

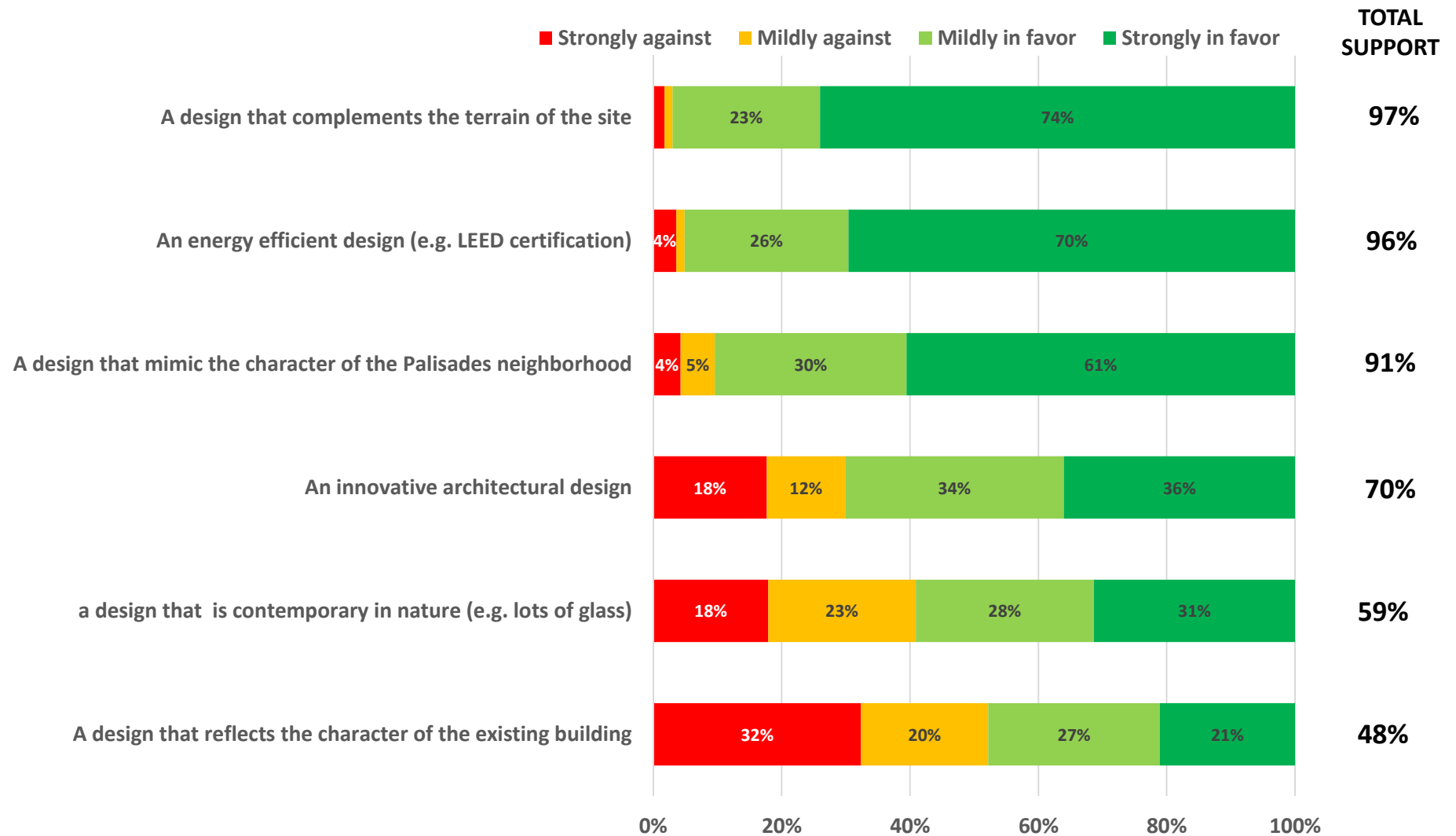


81% of respondents are somewhat or very concerned about retaining footpath circulation

NOTE: Excludes respondents who indicated "I do not know enough to answer"

# Design Considerations

Q. What design elements for the new building are important to you?

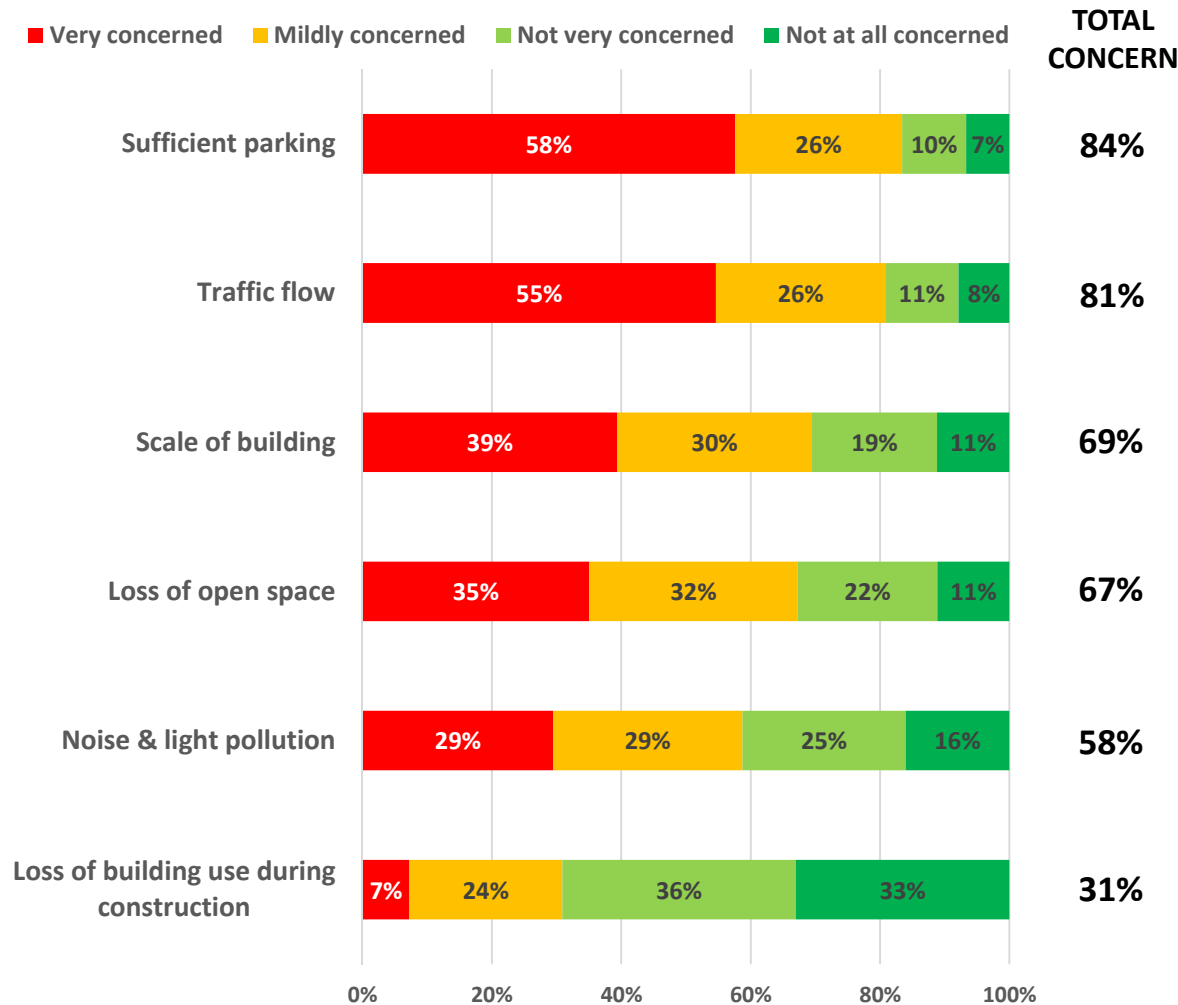


NOTE: Excludes respondents who indicated "I have no opinion"

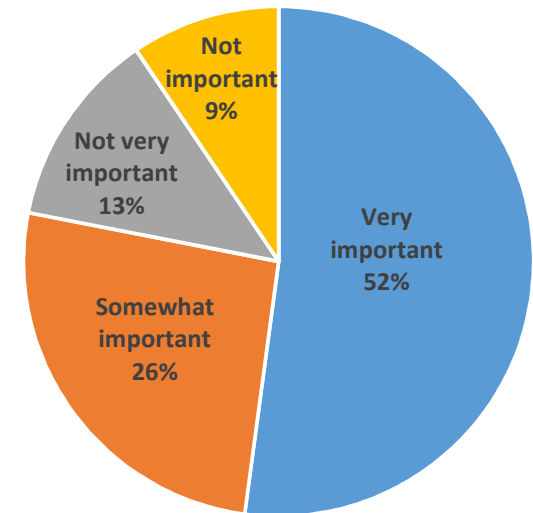
## Potential Concerns

Q. To what extent do you have concerns related to the potential building enhancements?

Q. How important is to you that the final building plan be dependent upon results of a traffic and parking study, and that any enhancements be a function of available supporting infrastructure.



### Parking & Traffic Study



78% of respondents believe it's important that the final building plan be dependent on a traffic and parking study.

NOTE: Excludes respondents who indicated "I do not know enough to answer"

### **Based on the results of this survey, DPR/DGS should consider these survey findings:**

- Enhancements included in the new building should be primarily based on what is desired and what people anticipate using (see page 8).
- The current building should be replaced in full – or alternatively, the front façade of the building should be partially preserved.
- Preserving most of the current building exterior will unduly lead to the loss of valued open space and older trees – which will threaten overall community support for the project.
- The new building should be based on DPR’s Neighborhood Center model.
- While there is support for a gymnasium with a middle school-size basketball court, long term guarantees are required to ensure that:
  - Reasonable time be preserved for open use of the gym during afterschool and weekend hours.
  - No double scheduling will occur for the indoor and outdoor (soccer/baseball) sports facilities – in order to minimize additional traffic and parking impact.
- A traffic and parking study should take place before design decisions are made, and any enhancements must be supported by appropriate infrastructure.



**Thank you to everyone who  
participated in the survey!**